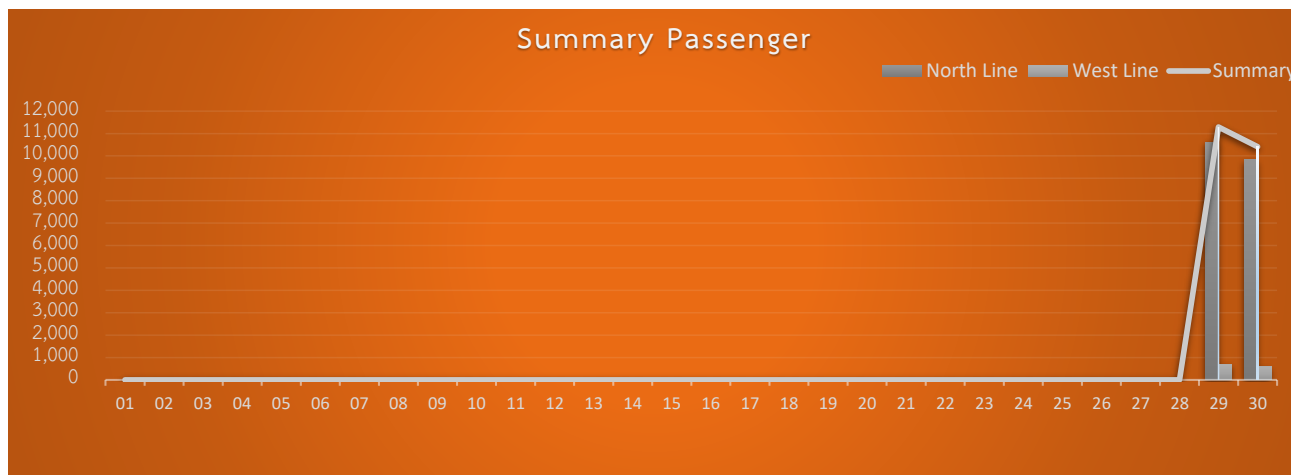


# Red Line : Passenger Report November 2021



Date		Summary Passenger		
		North Line	West Line	Total
Mon	01-Nov-21	0	0	0
Tue	02-Nov-21	0	0	0
Wed	03-Nov-21	0	0	0
Thu	04-Nov-21	0	0	0
Fri	05-Nov-21	0	0	0
Sat	06-Nov-21	0	0	0
Sun	07-Nov-21	0	0	0
Mon	08-Nov-21	0	0	0
Tue	09-Nov-21	0	0	0
Wed	10-Nov-21	0	0	0
Thu	11-Nov-21	0	0	0
Fri	12-Nov-21	0	0	0
Sat	13-Nov-21	0	0	0
Sun	14-Nov-21	0	0	0
Mon	15-Nov-21	0	0	0
Tue	16-Nov-21	0	0	0
Wed	17-Nov-21	0	0	0
Thu	18-Nov-21	0	0	0
Fri	19-Nov-21	0	0	0
Sat	20-Nov-21	0	0	0
Sun	21-Nov-21	0	0	0
Mon	22-Nov-21	0	0	0
Tue	23-Nov-21	0	0	0
Wed	24-Nov-21	0	0	0
Thu	25-Nov-21	0	0	0
Fri	26-Nov-21	0	0	0
Sat	27-Nov-21	0	0	0
Sun	28-Nov-21	0	0	0
Mon	29-Nov-21	10,607	685	11,292
Tue	30-Nov-21	9,834	578	10,412
Total		20,441	1,263	21,704



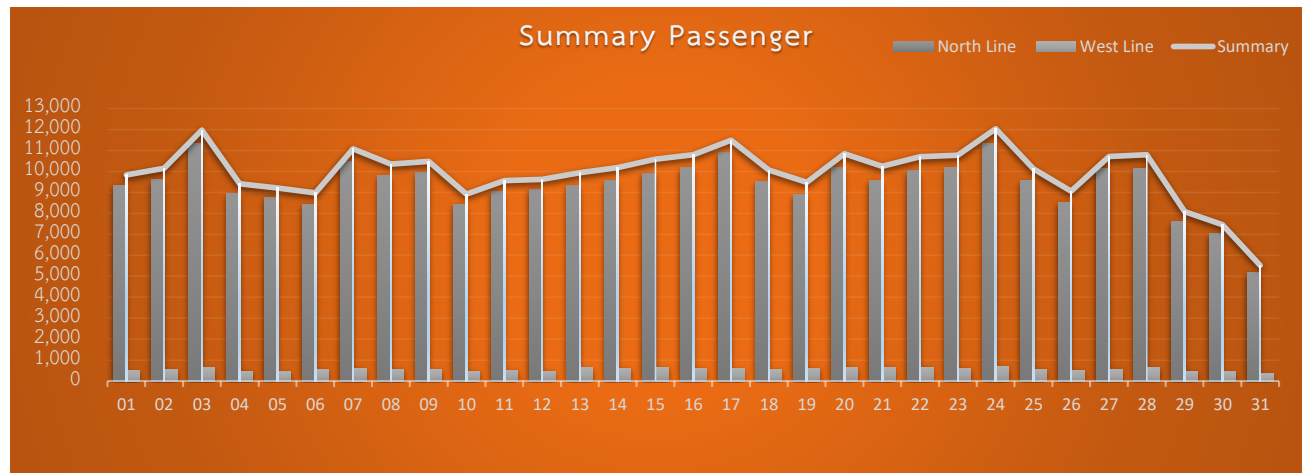
Prepared By: Revenue System Section

หมายเหตุ : - รถไฟฟ้าชานเมืองสายสีแดงเปิดให้บริการเชิงพาณิชย์ วันที่ 29 พฤศจิกายน 2564

# Red Line : Passenger Report December 2021



Date		Summary Passenger		
		North Line	West Line	Total
Wed	01-Dec-21	9,354	484	9,838
Thu	02-Dec-21	9,608	549	10,157
Fri	03-Dec-21	11,345	632	11,977
Sat	04-Dec-21	8,926	480	9,406
Sun	05-Dec-21	8,777	437	9,214
Mon	06-Dec-21	8,442	535	8,977
Tue	07-Dec-21	10,486	597	11,083
Wed	08-Dec-21	9,784	567	10,351
Thu	09-Dec-21	9,941	543	10,484
Fri	10-Dec-21	8,446	476	8,922
Sat	11-Dec-21	9,050	515	9,565
Sun	12-Dec-21	9,155	473	9,628
Mon	13-Dec-21	9,309	631	9,940
Tue	14-Dec-21	9,567	617	10,184
Wed	15-Dec-21	9,917	671	10,588
Thu	16-Dec-21	10,182	616	10,798
Fri	17-Dec-21	10,893	593	11,486
Sat	18-Dec-21	9,531	535	10,066
Sun	19-Dec-21	8,880	607	9,487
Mon	20-Dec-21	10,183	656	10,839
Tue	21-Dec-21	9,581	663	10,244
Wed	22-Dec-21	10,034	664	10,698
Thu	23-Dec-21	10,172	607	10,779
Fri	24-Dec-21	11,350	686	12,036
Sat	25-Dec-21	9,567	560	10,127
Sun	26-Dec-21	8,536	526	9,062
Mon	27-Dec-21	10,153	561	10,714
Tue	28-Dec-21	10,155	640	10,795
Wed	29-Dec-21	7,613	474	8,087
Thu	30-Dec-21	7,022	434	7,456
Fri	31-Dec-21	5,177	341	5,518
<b>Total</b>		<b>291,136</b>	<b>17,370</b>	<b>308,506</b>

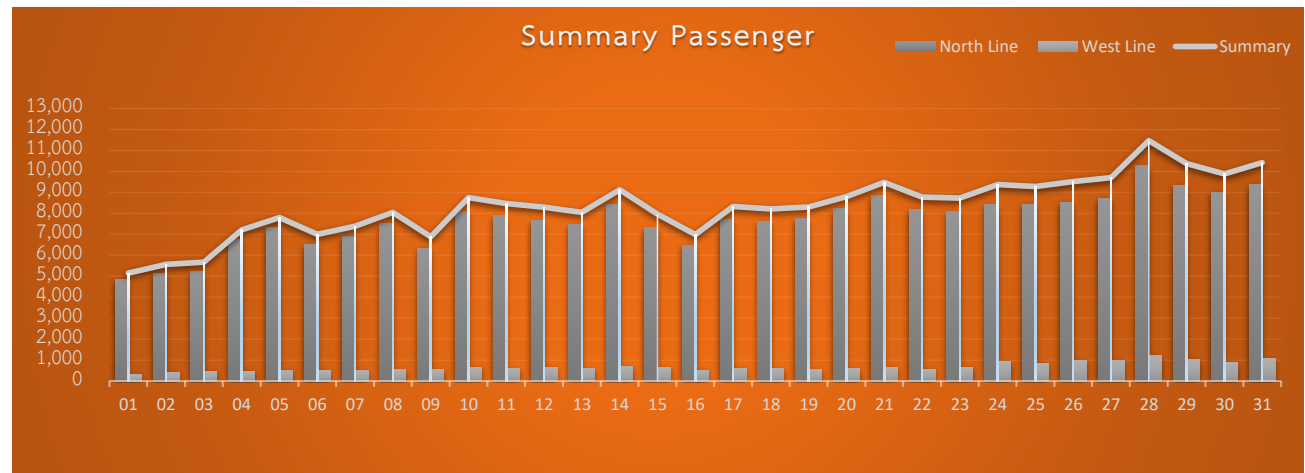


Prepared By: Revenue System Section

# Red Line : Passenger Report January 2022



Date		Summary Passenger		
		North Line	West Line	Total
Sat	01-Jan-22	4,841	311	5,152
Sun	02-Jan-22	5,154	417	5,571
Mon	03-Jan-22	5,211	460	5,671
Tue	04-Jan-22	6,746	472	7,218
Wed	05-Jan-22	7,325	481	7,806
Thu	06-Jan-22	6,516	483	6,999
Fri	07-Jan-22	6,902	491	7,393
Sat	08-Jan-22	7,501	542	8,043
Sun	09-Jan-22	6,330	549	6,879
Mon	10-Jan-22	8,108	649	8,757
Tue	11-Jan-22	7,889	577	8,466
Wed	12-Jan-22	7,643	650	8,293
Thu	13-Jan-22	7,462	580	8,042
Fri	14-Jan-22	8,437	688	9,125
Sat	15-Jan-22	7,323	636	7,959
Sun	16-Jan-22	6,473	514	6,987
Mon	17-Jan-22	7,718	617	8,335
Tue	18-Jan-22	7,625	586	8,211
Wed	19-Jan-22	7,755	552	8,307
Thu	20-Jan-22	8,216	588	8,804
Fri	21-Jan-22	8,841	643	9,484
Sat	22-Jan-22	8,207	570	8,777
Sun	23-Jan-22	8,090	642	8,732
Mon	24-Jan-22	8,417	955	9,372
Tue	25-Jan-22	8,440	842	9,282
Wed	26-Jan-22	8,529	989	9,518
Thu	27-Jan-22	8,712	989	9,701
Fri	28-Jan-22	10,274	1,198	11,472
Sat	29-Jan-22	9,332	1,044	10,376
Sun	30-Jan-22	9,000	882	9,882
Mon	31-Jan-22	9,364	1,055	10,419
<b>Total</b>		<b>238,381</b>	<b>20,652</b>	<b>259,033</b>

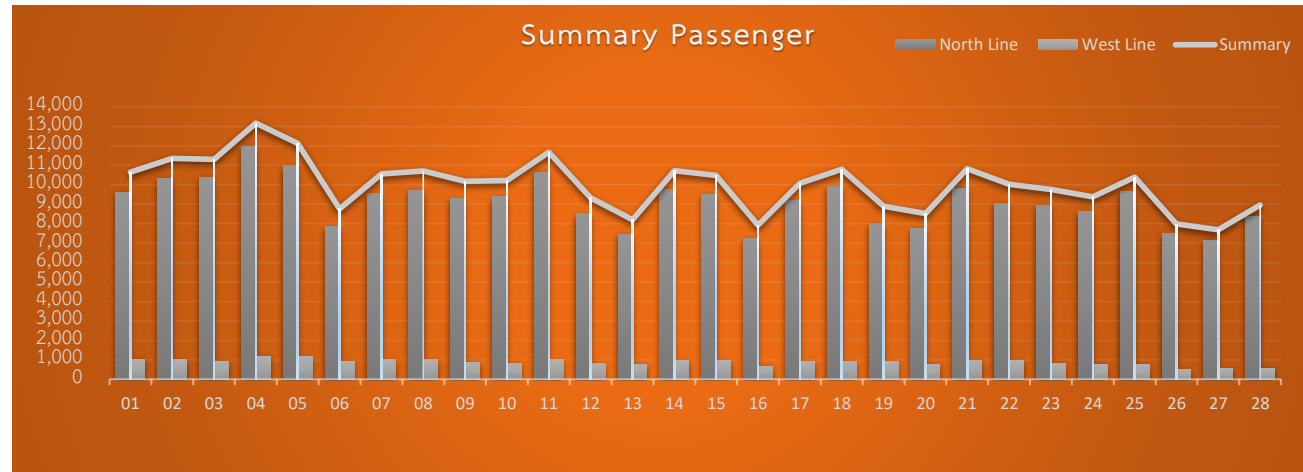


Prepared By: Revenue System Section

# Red Line : Passenger Report February 2022



Date	Summary Passenger		
	North Line	West Line	Total
Tue 01-Feb-22	9,618	1,025	10,643
Wed 02-Feb-22	10,333	1,013	11,346
Thu 03-Feb-22	10,386	914	11,300
Fri 04-Feb-22	11,971	1,190	13,161
Sat 05-Feb-22	10,965	1,163	12,128
Sun 06-Feb-22	7,830	930	8,760
Mon 07-Feb-22	9,537	1,009	10,546
Tue 08-Feb-22	9,715	994	10,709
Wed 09-Feb-22	9,312	862	10,174
Thu 10-Feb-22	9,376	832	10,208
Fri 11-Feb-22	10,646	1,018	11,664
Sat 12-Feb-22	8,505	818	9,323
Sun 13-Feb-22	7,461	741	8,202
Mon 14-Feb-22	9,737	978	10,715
Tue 15-Feb-22	9,494	979	10,473
Wed 16-Feb-22	7,254	661	7,915
Thu 17-Feb-22	9,176	899	10,075
Fri 18-Feb-22	9,893	899	10,792
Sat 19-Feb-22	7,989	905	8,894
Sun 20-Feb-22	7,740	770	8,510
Mon 21-Feb-22	9,829	990	10,819
Tue 22-Feb-22	9,040	977	10,017
Wed 23-Feb-22	8,945	815	9,760
Thu 24-Feb-22	8,608	768	9,376
Fri 25-Feb-22	9,651	741	10,392
Sat 26-Feb-22	7,471	507	7,978
Sun 27-Feb-22	7,152	531	7,683
Mon 28-Feb-22	8,379	575	8,954
<b>Total</b>	<b>256,013</b>	<b>24,504</b>	<b>280,517</b>

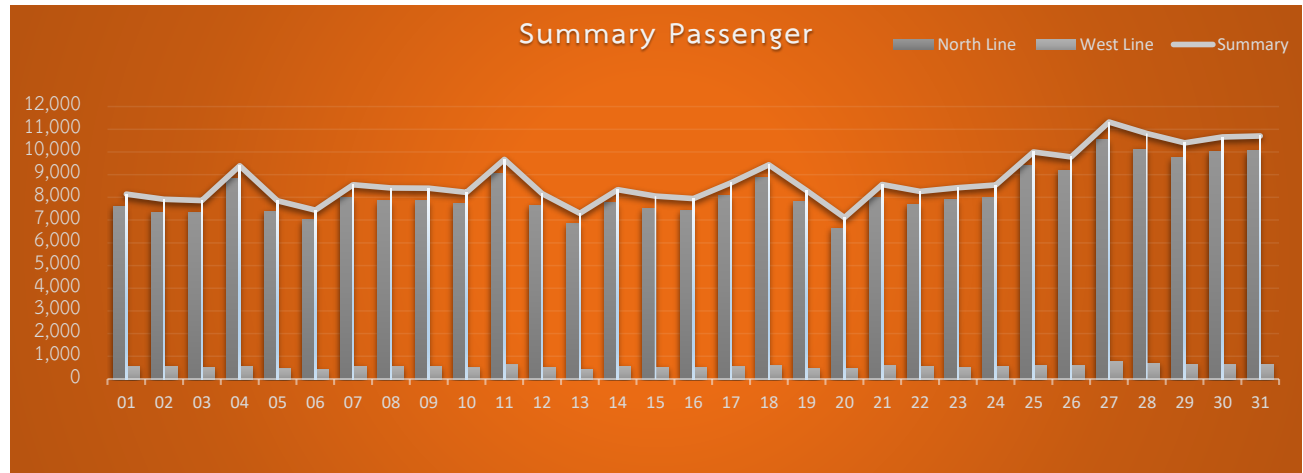


Prepared By: Revenue System Section

# Red Line : Passenger Report March 2022



Date		Summary Passenger		
		North Line	West Line	Total
Tue	01-Mar-22	7,610	538	8,148
Wed	02-Mar-22	7,338	574	7,912
Thu	03-Mar-22	7,352	507	7,859
Fri	04-Mar-22	8,830	558	9,388
Sat	05-Mar-22	7,395	456	7,851
Sun	06-Mar-22	7,022	412	7,434
Mon	07-Mar-22	7,988	568	8,556
Tue	08-Mar-22	7,855	559	8,414
Wed	09-Mar-22	7,858	552	8,410
Thu	10-Mar-22	7,726	494	8,220
Fri	11-Mar-22	9,056	621	9,677
Sat	12-Mar-22	7,653	510	8,163
Sun	13-Mar-22	6,868	434	7,302
Mon	14-Mar-22	7,770	565	8,335
Tue	15-Mar-22	7,529	524	8,053
Wed	16-Mar-22	7,445	509	7,954
Thu	17-Mar-22	8,092	546	8,638
Fri	18-Mar-22	8,855	581	9,436
Sat	19-Mar-22	7,828	465	8,293
Sun	20-Mar-22	6,638	475	7,113
Mon	21-Mar-22	7,984	582	8,566
Tue	22-Mar-22	7,694	573	8,267
Wed	23-Mar-22	7,924	499	8,423
Thu	24-Mar-22	7,980	566	8,546
Fri	25-Mar-22	9,397	603	10,000
Sat	26-Mar-22	9,201	585	9,786
Sun	27-Mar-22	10,542	777	11,319
Mon	28-Mar-22	10,118	700	10,818
Tue	29-Mar-22	9,745	653	10,398
Wed	30-Mar-22	10,029	628	10,657
Thu	31-Mar-22	10,054	656	10,710
<b>Total</b>		<b>255,376</b>	<b>17,270</b>	<b>272,646</b>

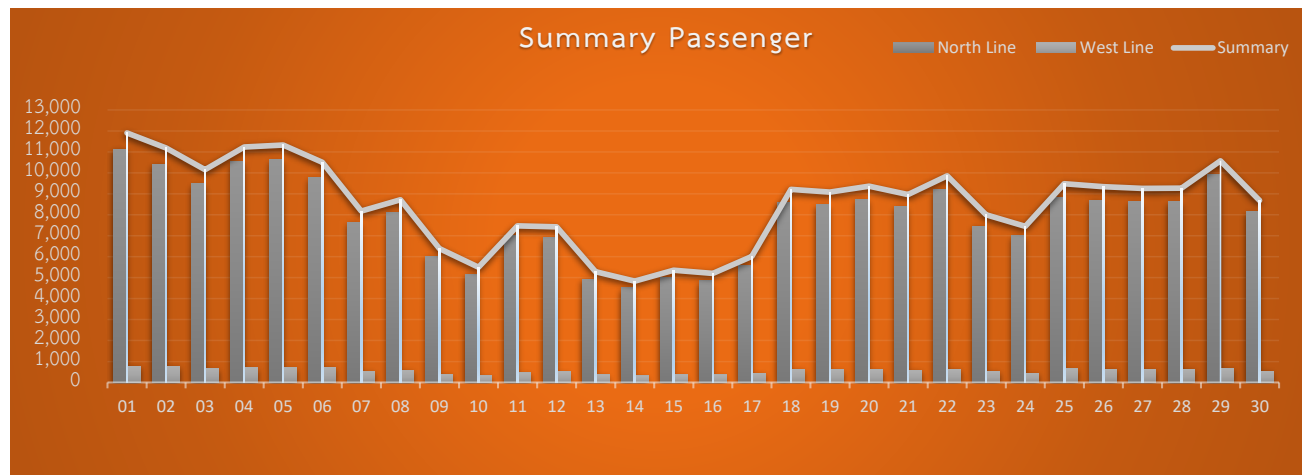


Prepared By: Revenue System Section

# Red Line : Passenger Report April 2022



Date		Summary Passenger		
		North Line	West Line	Total
Fri	01-Apr-22	11,129	774	11,903
Sat	02-Apr-22	10,408	782	11,190
Sun	03-Apr-22	9,492	654	10,146
Mon	04-Apr-22	10,532	700	11,232
Tue	05-Apr-22	10,632	700	11,332
Wed	06-Apr-22	9,767	733	10,500
Thu	07-Apr-22	7,651	525	8,176
Fri	08-Apr-22	8,131	581	8,712
Sat	09-Apr-22	6,004	388	6,392
Sun	10-Apr-22	5,165	332	5,497
Mon	11-Apr-22	7,022	455	7,477
Tue	12-Apr-22	6,916	514	7,430
Wed	13-Apr-22	4,926	364	5,290
Thu	14-Apr-22	4,524	310	4,834
Fri	15-Apr-22	4,989	371	5,360
Sat	16-Apr-22	4,845	360	5,205
Sun	17-Apr-22	5,572	447	6,019
Mon	18-Apr-22	8,588	624	9,212
Tue	19-Apr-22	8,474	603	9,077
Wed	20-Apr-22	8,752	610	9,362
Thu	21-Apr-22	8,400	569	8,969
Fri	22-Apr-22	9,216	639	9,855
Sat	23-Apr-22	7,464	540	8,004
Sun	24-Apr-22	6,994	451	7,445
Mon	25-Apr-22	8,834	648	9,482
Tue	26-Apr-22	8,697	639	9,336
Wed	27-Apr-22	8,624	631	9,255
Thu	28-Apr-22	8,623	642	9,265
Fri	29-Apr-22	9,902	675	10,577
Sat	30-Apr-22	8,134	544	8,678
<b>Total</b>		<b>238,407</b>	<b>16,805</b>	<b>255,212</b>



Prepared By: Revenue System Section