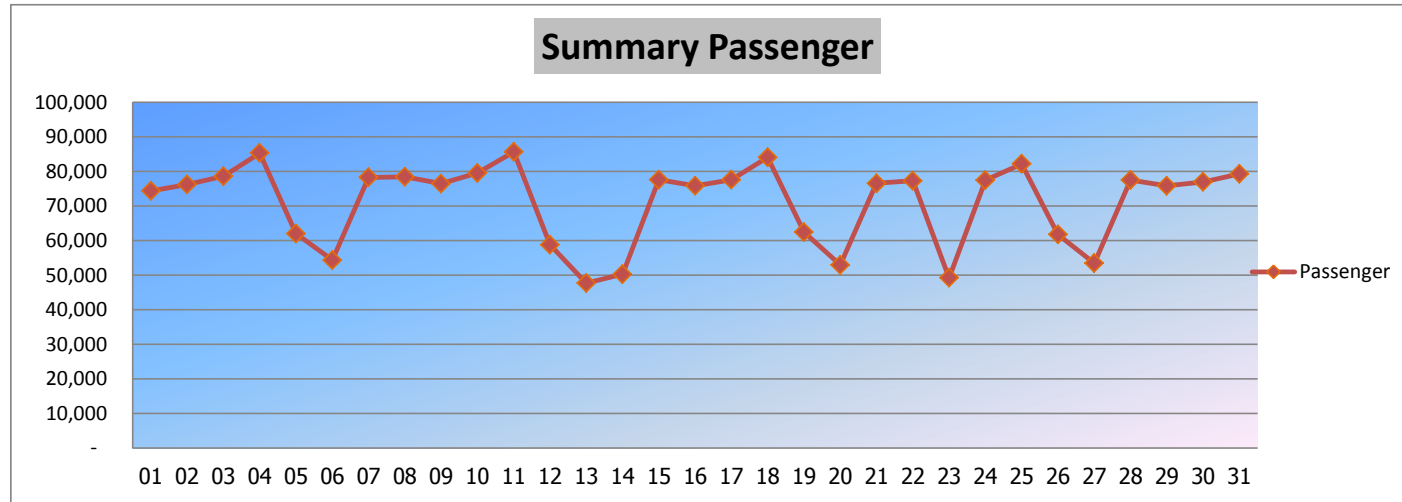


# Airport Rail Link : Passenger Report October 2019



Date		City Line	Express	Summary
		Passenger	Passenger	Passenger
Tue	01-Oct-19	74,333	-	74,333
Wed	02-Oct-19	76,174	-	76,174
Thu	03-Oct-19	78,629	-	78,629
Fri	04-Oct-19	85,318	-	85,318
Sat	05-Oct-19	62,021	-	62,021
Sun	06-Oct-19	54,319	-	54,319
Mon	07-Oct-19	78,292	-	78,292
Tue	08-Oct-19	78,449	-	78,449
Wed	09-Oct-19	76,449	-	76,449
Thu	10-Oct-19	79,507	-	79,507
Fri	11-Oct-19	85,696	-	85,696
Sat	12-Oct-19	58,780	-	58,780
Sun	13-Oct-19	47,725	-	47,725
Mon	14-Oct-19	50,269	-	50,269
Tue	15-Oct-19	77,591	-	77,591
Wed	16-Oct-19	75,802	-	75,802
Thu	17-Oct-19	77,597	-	77,597
Fri	18-Oct-19	84,048	-	84,048
Sat	19-Oct-19	62,459	-	62,459
Sun	20-Oct-19	52,932	-	52,932
Mon	21-Oct-19	76,546	-	76,546
Tue	22-Oct-19	77,290	-	77,290
Wed	23-Oct-19	49,226	-	49,226
Thu	24-Oct-19	77,467	-	77,467
Fri	25-Oct-19	82,169	-	82,169
Sat	26-Oct-19	61,757	-	61,757
Sun	27-Oct-19	53,434	-	53,434
Mon	28-Oct-19	77,488	-	77,488
Tue	29-Oct-19	75,805	-	75,805
Wed	30-Oct-19	76,986	-	76,986
Thu	31-Oct-19	79,314	-	79,314
<b>Total</b>		<b>2,203,872</b>	<b>0</b>	<b>2,203,872</b>

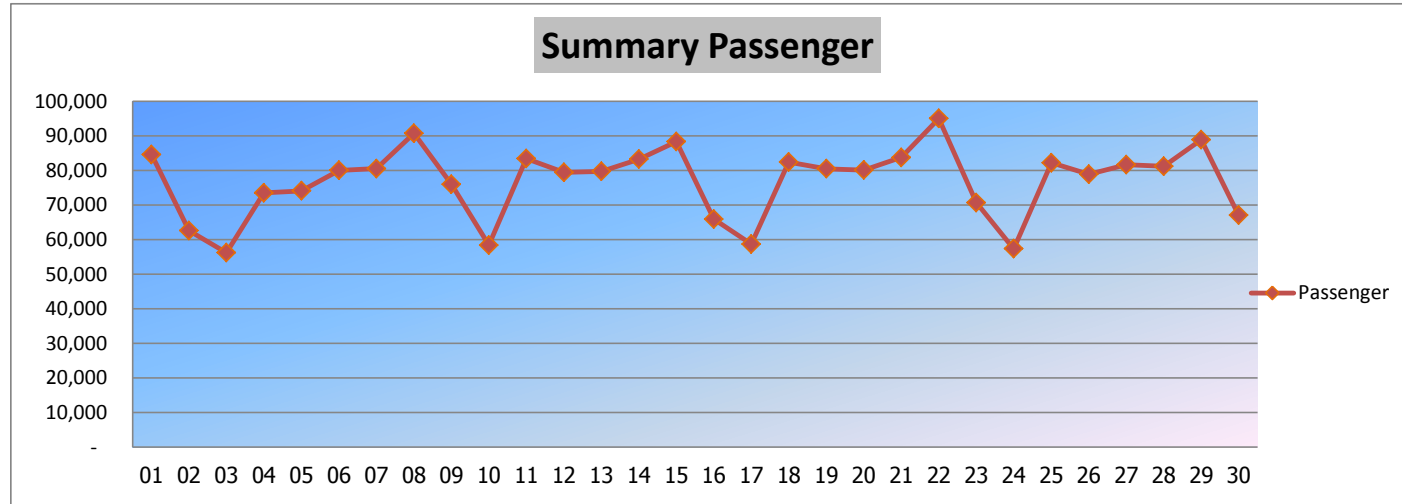


Prepared By: Revenue System Section

# Airport Rail Link : Passenger Report November 2019



Date		City Line	Express	Summary
		Passenger	Passenger	Passenger
Fri	01-Nov-19	84,603	-	84,603
Sat	02-Nov-19	62,600	-	62,600
Sun	03-Nov-19	56,194	-	56,194
Mon	04-Nov-19	73,524	-	73,524
Tue	05-Nov-19	74,130	-	74,130
Wed	06-Nov-19	80,028	-	80,028
Thu	07-Nov-19	80,549	-	80,549
Fri	08-Nov-19	90,770	-	90,770
Sat	09-Nov-19	76,013	-	76,013
Sun	10-Nov-19	58,422	-	58,422
Mon	11-Nov-19	83,407	-	83,407
Tue	12-Nov-19	79,444	-	79,444
Wed	13-Nov-19	79,736	-	79,736
Thu	14-Nov-19	83,250	-	83,250
Fri	15-Nov-19	88,338	-	88,338
Sat	16-Nov-19	65,902	-	65,902
Sun	17-Nov-19	58,673	-	58,673
Mon	18-Nov-19	82,441	-	82,441
Tue	19-Nov-19	80,518	-	80,518
Wed	20-Nov-19	80,120	-	80,120
Thu	21-Nov-19	83,773	-	83,773
Fri	22-Nov-19	95,025	-	95,025
Sat	23-Nov-19	70,711	-	70,711
Sun	24-Nov-19	57,357	-	57,357
Mon	25-Nov-19	82,203	-	82,203
Tue	26-Nov-19	78,887	-	78,887
Wed	27-Nov-19	81,633	-	81,633
Thu	28-Nov-19	81,229	-	81,229
Fri	29-Nov-19	88,927	-	88,927
Sat	30-Nov-19	67,068	-	67,068
<b>Total</b>		<b>2,305,475</b>	<b>0</b>	<b>2,305,475</b>

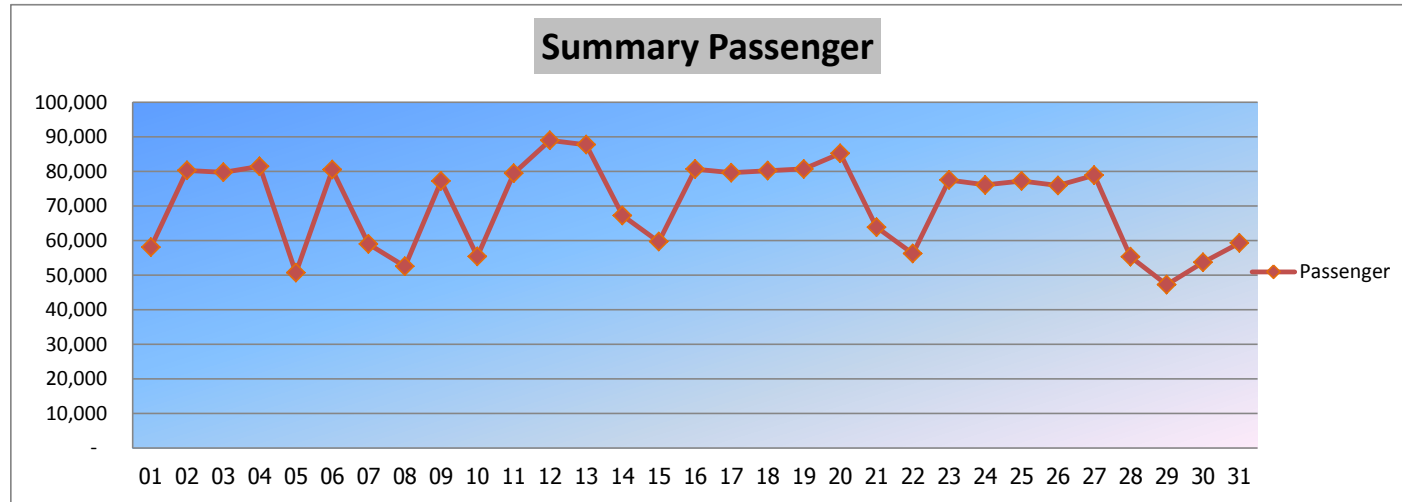


Prepared By: Revenue System Section

# Airport Rail Link : Passenger Report December 2019



Date		City Line	Express	Summary
		Passenger	Passenger	Passenger
Sun	01-Dec-19	58,053	-	58,053
Mon	02-Dec-19	80,307	-	80,307
Tue	03-Dec-19	79,761	-	79,761
Wed	04-Dec-19	81,471	-	81,471
Thu	05-Dec-19	50,676	-	50,676
Fri	06-Dec-19	80,500	-	80,500
Sat	07-Dec-19	58,982	-	58,982
Sun	08-Dec-19	52,530	-	52,530
Mon	09-Dec-19	77,189	-	77,189
Tue	10-Dec-19	55,352	-	55,352
Wed	11-Dec-19	79,421	-	79,421
Thu	12-Dec-19	88,963	-	88,963
Fri	13-Dec-19	87,736	-	87,736
Sat	14-Dec-19	67,231	-	67,231
Sun	15-Dec-19	59,652	-	59,652
Mon	16-Dec-19	80,691	-	80,691
Tue	17-Dec-19	79,601	-	79,601
Wed	18-Dec-19	80,186	-	80,186
Thu	19-Dec-19	80,705	-	80,705
Fri	20-Dec-19	85,180	-	85,180
Sat	21-Dec-19	63,868	-	63,868
Sun	22-Dec-19	56,234	-	56,234
Mon	23-Dec-19	77,521	-	77,521
Tue	24-Dec-19	76,089	-	76,089
Wed	25-Dec-19	77,219	-	77,219
Thu	26-Dec-19	75,939	-	75,939
Fri	27-Dec-19	78,921	-	78,921
Sat	28-Dec-19	55,295	-	55,295
Sun	29-Dec-19	47,260	-	47,260
Mon	30-Dec-19	53,714	-	53,714
Tue	31-Dec-19	59,272	-	59,272
<b>Total</b>		<b>2,185,519</b>	<b>0</b>	<b>2,185,519</b>

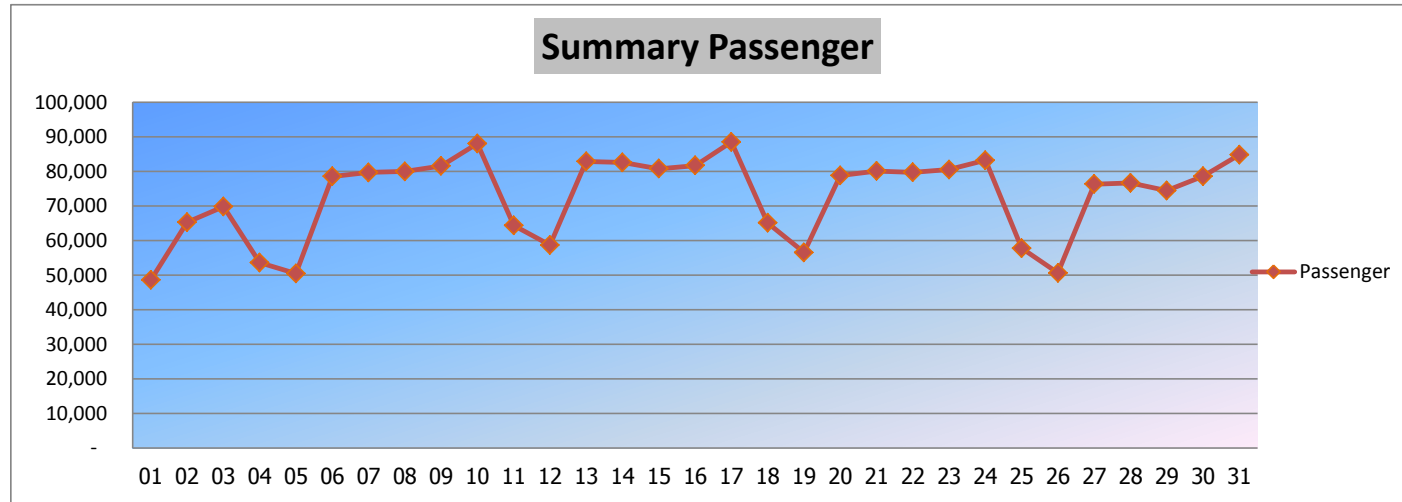


Prepared By: Revenue System Section

# Airport Rail Link : Passenger Report January 2020



Date		City Line	Express	Summary
		Passenger	Passenger	Passenger
Wed	01-Jan-20	48,622	-	48,622
Thu	02-Jan-20	65,323	-	65,323
Fri	03-Jan-20	69,796	-	69,796
Sat	04-Jan-20	53,602	-	53,602
Sun	05-Jan-20	50,437	-	50,437
Mon	06-Jan-20	78,563	-	78,563
Tue	07-Jan-20	79,688	-	79,688
Wed	08-Jan-20	79,990	-	79,990
Thu	09-Jan-20	81,580	-	81,580
Fri	10-Jan-20	88,026	-	88,026
Sat	11-Jan-20	64,373	-	64,373
Sun	12-Jan-20	58,674	-	58,674
Mon	13-Jan-20	82,913	-	82,913
Tue	14-Jan-20	82,595	-	82,595
Wed	15-Jan-20	80,785	-	80,785
Thu	16-Jan-20	81,717	-	81,717
Fri	17-Jan-20	88,516	-	88,516
Sat	18-Jan-20	65,145	-	65,145
Sun	19-Jan-20	56,560	-	56,560
Mon	20-Jan-20	78,801	-	78,801
Tue	21-Jan-20	80,125	-	80,125
Wed	22-Jan-20	79,752	-	79,752
Thu	23-Jan-20	80,541	-	80,541
Fri	24-Jan-20	83,209	-	83,209
Sat	25-Jan-20	57,791	-	57,791
Sun	26-Jan-20	50,630	-	50,630
Mon	27-Jan-20	76,351	-	76,351
Tue	28-Jan-20	76,657	-	76,657
Wed	29-Jan-20	74,456	-	74,456
Thu	30-Jan-20	78,624	-	78,624
Fri	31-Jan-20	84,793	-	84,793
<b>Total</b>		<b>2,258,635</b>	<b>0</b>	<b>2,258,635</b>

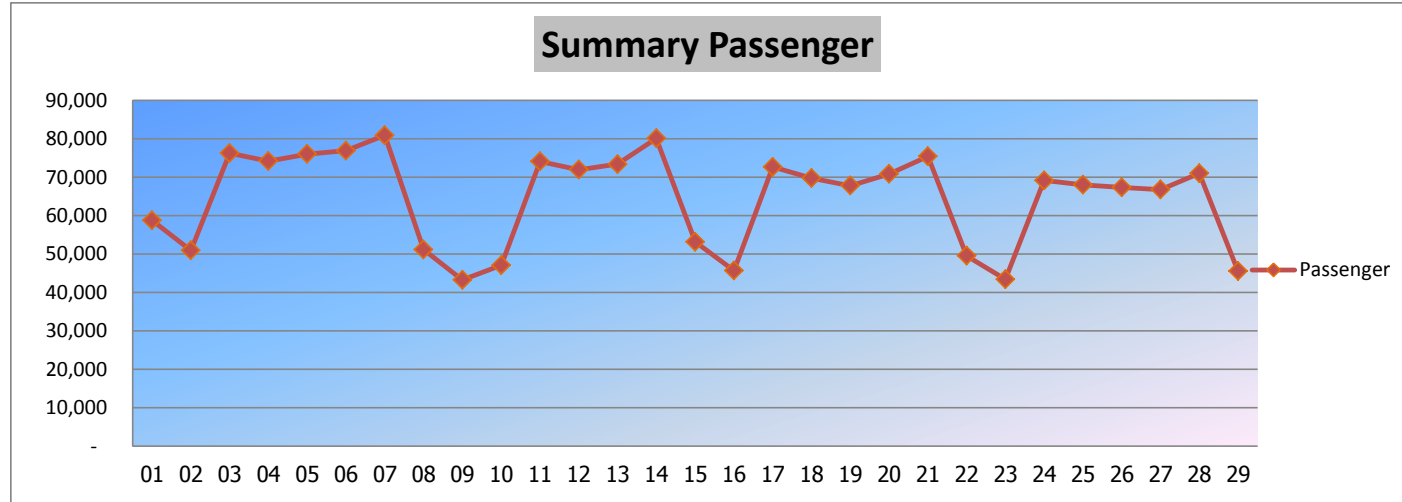


Prepared By: Revenue System Section

# Airport Rail Link : Passenger Report February 2020



Date		City Line	Express	Summary
		Passenger	Passenger	Passenger
Sat	01-Feb-20	58,777	-	58,777
Sun	02-Feb-20	50,930	-	50,930
Mon	03-Feb-20	76,234	-	76,234
Tue	04-Feb-20	74,196	-	74,196
Wed	05-Feb-20	76,034	-	76,034
Thu	06-Feb-20	76,893	-	76,893
Fri	07-Feb-20	80,887	-	80,887
Sat	08-Feb-20	51,166	-	51,166
Sun	09-Feb-20	43,257	-	43,257
Mon	10-Feb-20	47,109	-	47,109
Tue	11-Feb-20	74,090	-	74,090
Wed	12-Feb-20	71,964	-	71,964
Thu	13-Feb-20	73,389	-	73,389
Fri	14-Feb-20	80,127	-	80,127
Sat	15-Feb-20	53,188	-	53,188
Sun	16-Feb-20	45,697	-	45,697
Mon	17-Feb-20	72,645	-	72,645
Tue	18-Feb-20	69,800	-	69,800
Wed	19-Feb-20	67,801	-	67,801
Thu	20-Feb-20	70,847	-	70,847
Fri	21-Feb-20	75,423	-	75,423
Sat	22-Feb-20	49,542	-	49,542
Sun	23-Feb-20	43,448	-	43,448
Mon	24-Feb-20	69,176	-	69,176
Tue	25-Feb-20	68,041	-	68,041
Wed	26-Feb-20	67,315	-	67,315
Thu	27-Feb-20	66,796	-	66,796
Fri	28-Feb-20	71,012	-	71,012
Sat	29-Feb-20	45,530	-	45,530
<b>Total</b>		<b>1,871,314</b>	<b>0</b>	<b>1,871,314</b>

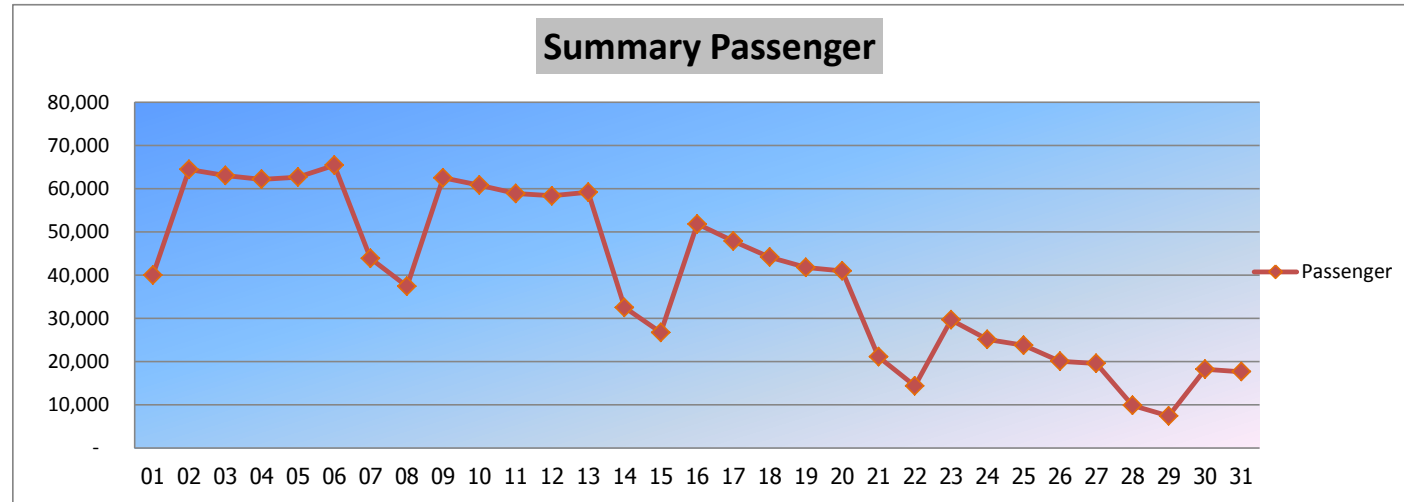


Prepared By: Revenue System Section

# Airport Rail Link : Passenger Report March 2020



Date		City Line	Express	Summary
		Passenger	Passenger	Passenger
Sun	01-Mar-20	40,036	-	40,036
Mon	02-Mar-20	64,460	-	64,460
Tue	03-Mar-20	63,059	-	63,059
Wed	04-Mar-20	62,186	-	62,186
Thu	05-Mar-20	62,701	-	62,701
Fri	06-Mar-20	65,448	-	65,448
Sat	07-Mar-20	43,862	-	43,862
Sun	08-Mar-20	37,423	-	37,423
Mon	09-Mar-20	62,507	-	62,507
Tue	10-Mar-20	60,839	-	60,839
Wed	11-Mar-20	58,891	-	58,891
Thu	12-Mar-20	58,354	-	58,354
Fri	13-Mar-20	59,189	-	59,189
Sat	14-Mar-20	32,509	-	32,509
Sun	15-Mar-20	26,757	-	26,757
Mon	16-Mar-20	51,839	-	51,839
Tue	17-Mar-20	47,880	-	47,880
Wed	18-Mar-20	44,191	-	44,191
Thu	19-Mar-20	41,777	-	41,777
Fri	20-Mar-20	41,008	-	41,008
Sat	21-Mar-20	21,157	-	21,157
Sun	22-Mar-20	14,349	-	14,349
Mon	23-Mar-20	29,656	-	29,656
Tue	24-Mar-20	25,156	-	25,156
Wed	25-Mar-20	23,792	-	23,792
Thu	26-Mar-20	20,113	-	20,113
Fri	27-Mar-20	19,600	-	19,600
Sat	28-Mar-20	9,854	-	9,854
Sun	29-Mar-20	7,442	-	7,442
Mon	30-Mar-20	18,256	-	18,256
Tue	31-Mar-20	17,672	-	17,672
<b>Total</b>		<b>1,231,963</b>	<b>0</b>	<b>1,231,963</b>

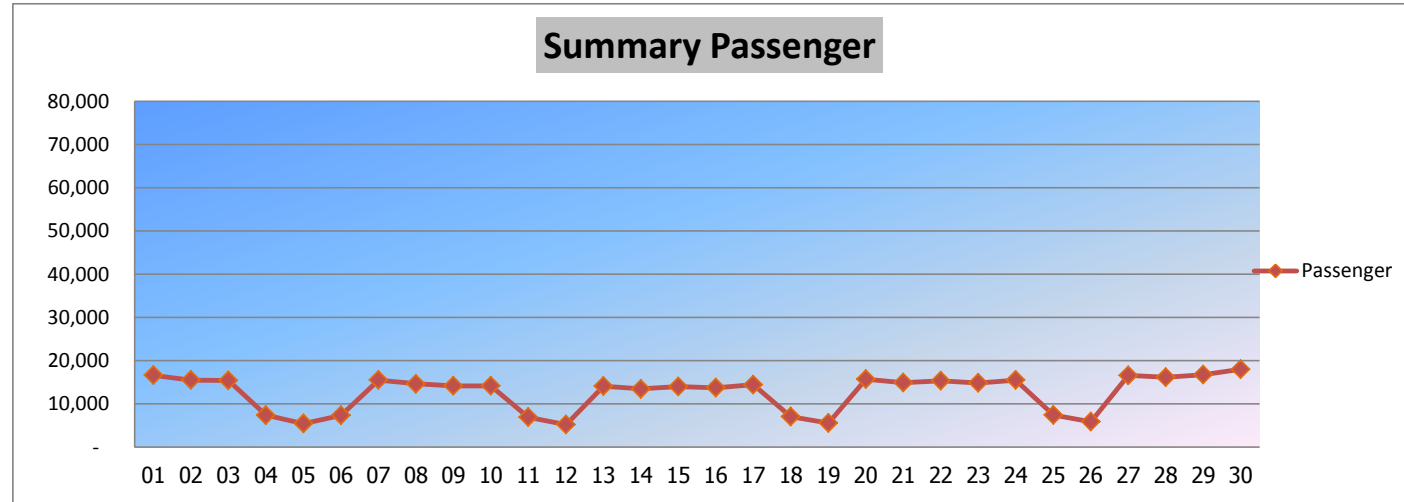


Prepared By: Revenue System Section

# Airport Rail Link : Passenger Report April 2020



Date		City Line	Express	Summary
		Passenger	Passenger	Passenger
Wed	01-Apr-20	16,637	-	16,637
Thu	02-Apr-20	15,516	-	15,516
Fri	03-Apr-20	15,420	-	15,420
Sat	04-Apr-20	7,394	-	7,394
Sun	05-Apr-20	5,432	-	5,432
Mon	06-Apr-20	7,344	-	7,344
Tue	07-Apr-20	15,518	-	15,518
Wed	08-Apr-20	14,647	-	14,647
Thu	09-Apr-20	14,180	-	14,180
Fri	10-Apr-20	14,171	-	14,171
Sat	11-Apr-20	6,920	-	6,920
Sun	12-Apr-20	5,182	-	5,182
Mon	13-Apr-20	14,118	-	14,118
Tue	14-Apr-20	13,464	-	13,464
Wed	15-Apr-20	14,012	-	14,012
Thu	16-Apr-20	13,749	-	13,749
Fri	17-Apr-20	14,453	-	14,453
Sat	18-Apr-20	7,051	-	7,051
Sun	19-Apr-20	5,567	-	5,567
Mon	20-Apr-20	15,733	-	15,733
Tue	21-Apr-20	14,903	-	14,903
Wed	22-Apr-20	15,374	-	15,374
Thu	23-Apr-20	14,859	-	14,859
Fri	24-Apr-20	15,525	-	15,525
Sat	25-Apr-20	7,409	-	7,409
Sun	26-Apr-20	5,878	-	5,878
Mon	27-Apr-20	16,613	-	16,613
Tue	28-Apr-20	16,174	-	16,174
Wed	29-Apr-20	16,745	-	16,745
Thu	30-Apr-20	18,023	-	18,023
<b>Total</b>		<b>378,011</b>	<b>0</b>	<b>378,011</b>

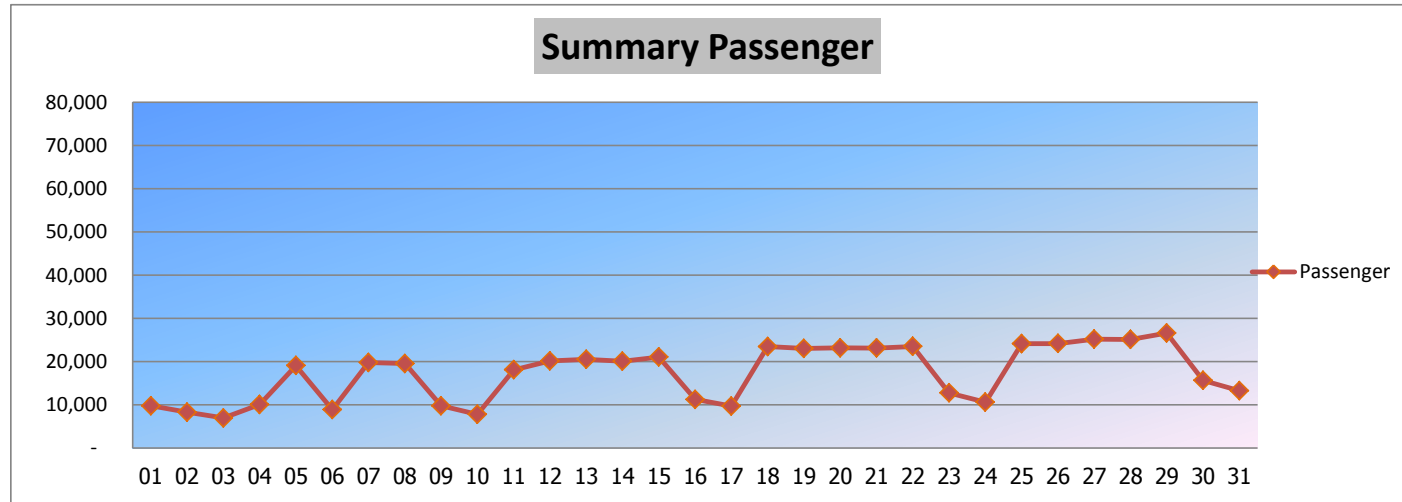


Prepared By: Revenue System Section

# Airport Rail Link : Passenger Report May 2020



Date		City Line	Express	Summary
		Passenger	Passenger	Passenger
Fri	01-May-20	9,763	-	9,763
Sat	02-May-20	8,275	-	8,275
Sun	03-May-20	6,949	-	6,949
Mon	04-May-20	10,064	-	10,064
Tue	05-May-20	19,081	-	19,081
Wed	06-May-20	8,875	-	8,875
Thu	07-May-20	19,783	-	19,783
Fri	08-May-20	19,539	-	19,539
Sat	09-May-20	9,776	-	9,776
Sun	10-May-20	7,791	-	7,791
Mon	11-May-20	18,123	-	18,123
Tue	12-May-20	20,161	-	20,161
Wed	13-May-20	20,543	-	20,543
Thu	14-May-20	20,111	-	20,111
Fri	15-May-20	21,078	-	21,078
Sat	16-May-20	11,261	-	11,261
Sun	17-May-20	9,705	-	9,705
Mon	18-May-20	23,482	-	23,482
Tue	19-May-20	23,026	-	23,026
Wed	20-May-20	23,183	-	23,183
Thu	21-May-20	23,138	-	23,138
Fri	22-May-20	23,526	-	23,526
Sat	23-May-20	12,754	-	12,754
Sun	24-May-20	10,602	-	10,602
Mon	25-May-20	24,125	-	24,125
Tue	26-May-20	24,198	-	24,198
Wed	27-May-20	25,169	-	25,169
Thu	28-May-20	25,129	-	25,129
Fri	29-May-20	26,602	-	26,602
Sat	30-May-20	15,680	-	15,680
Sun	31-May-20	13,287	-	13,287
<b>Total</b>		<b>534,779</b>	<b>0</b>	<b>534,779</b>



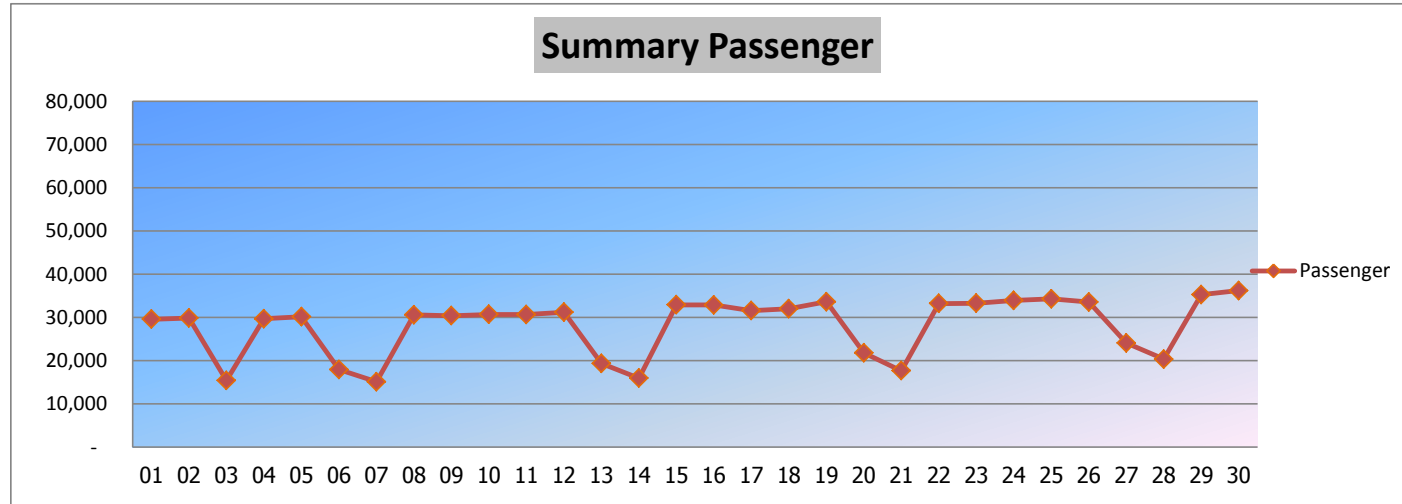
Prepared By: Revenue System Section



# Airport Rail Link : Passenger Report June 2020



Date		City Line	Express	Summary
		Passenger	Passenger	Passenger
Mon	01-Jun-20	29,592	-	29,592
Tue	02-Jun-20	29,858	-	29,858
Wed	03-Jun-20	15,421	-	15,421
Thu	04-Jun-20	29,684	-	29,684
Fri	05-Jun-20	30,168	-	30,168
Sat	06-Jun-20	17,937	-	17,937
Sun	07-Jun-20	15,096	-	15,096
Mon	08-Jun-20	30,611	-	30,611
Tue	09-Jun-20	30,386	-	30,386
Wed	10-Jun-20	30,709	-	30,709
Thu	11-Jun-20	30,685	-	30,685
Fri	12-Jun-20	31,212	-	31,212
Sat	13-Jun-20	19,342	-	19,342
Sun	14-Jun-20	15,945	-	15,945
Mon	15-Jun-20	32,913	-	32,913
Tue	16-Jun-20	32,867	-	32,867
Wed	17-Jun-20	31,591	-	31,591
Thu	18-Jun-20	31,986	-	31,986
Fri	19-Jun-20	33,638	-	33,638
Sat	20-Jun-20	21,789	-	21,789
Sun	21-Jun-20	17,678	-	17,678
Mon	22-Jun-20	33,219	-	33,219
Tue	23-Jun-20	33,296	-	33,296
Wed	24-Jun-20	33,938	-	33,938
Thu	25-Jun-20	34,313	-	34,313
Fri	26-Jun-20	33,569	-	33,569
Sat	27-Jun-20	24,082	-	24,082
Sun	28-Jun-20	20,365	-	20,365
Mon	29-Jun-20	35,271	-	35,271
Tue	30-Jun-20	36,207	-	36,207
<b>Total</b>		<b>843,368</b>	<b>0</b>	<b>843,368</b>

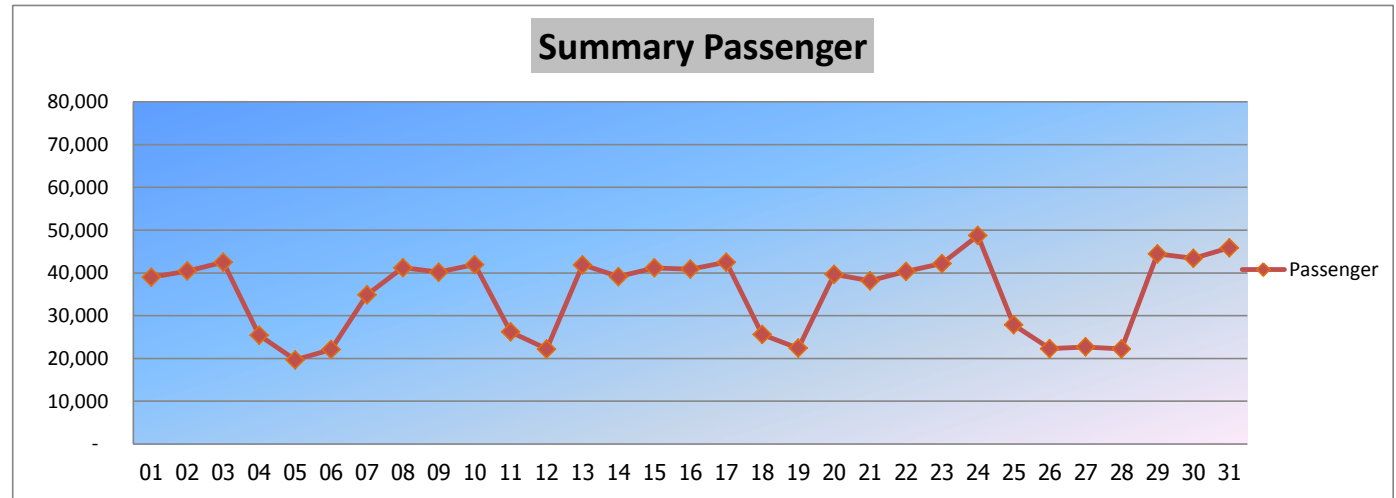


Prepared By: Revenue System Section

# Airport Rail Link : Passenger Report July 2020



Date		City Line	Express	Summary
		Passenger	Passenger	Passenger
Wed	01-Jul-20	39,009	-	39,009
Thu	02-Jul-20	40,440	-	40,440
Fri	03-Jul-20	42,485	-	42,485
Sat	04-Jul-20	25,423	-	25,423
Sun	05-Jul-20	19,652	-	19,652
Mon	06-Jul-20	22,088	-	22,088
Tue	07-Jul-20	34,877	-	34,877
Wed	08-Jul-20	41,230	-	41,230
Thu	09-Jul-20	40,156	-	40,156
Fri	10-Jul-20	41,957	-	41,957
Sat	11-Jul-20	26,214	-	26,214
Sun	12-Jul-20	22,205	-	22,205
Mon	13-Jul-20	41,908	-	41,908
Tue	14-Jul-20	39,111	-	39,111
Wed	15-Jul-20	41,183	-	41,183
Thu	16-Jul-20	40,871	-	40,871
Fri	17-Jul-20	42,491	-	42,491
Sat	18-Jul-20	25,618	-	25,618
Sun	19-Jul-20	22,410	-	22,410
Mon	20-Jul-20	39,648	-	39,648
Tue	21-Jul-20	38,152	-	38,152
Wed	22-Jul-20	40,336	-	40,336
Thu	23-Jul-20	42,200	-	42,200
Fri	24-Jul-20	48,746	-	48,746
Sat	25-Jul-20	27,874	-	27,874
Sun	26-Jul-20	22,277	-	22,277
Mon	27-Jul-20	22,710	-	22,710
Tue	28-Jul-20	22,235	-	22,235
Wed	29-Jul-20	44,475	-	44,475
Thu	30-Jul-20	43,435	-	43,435
Fri	31-Jul-20	45,868	-	45,868
<b>Total</b>		<b>1,087,284</b>	<b>0</b>	<b>1,087,284</b>

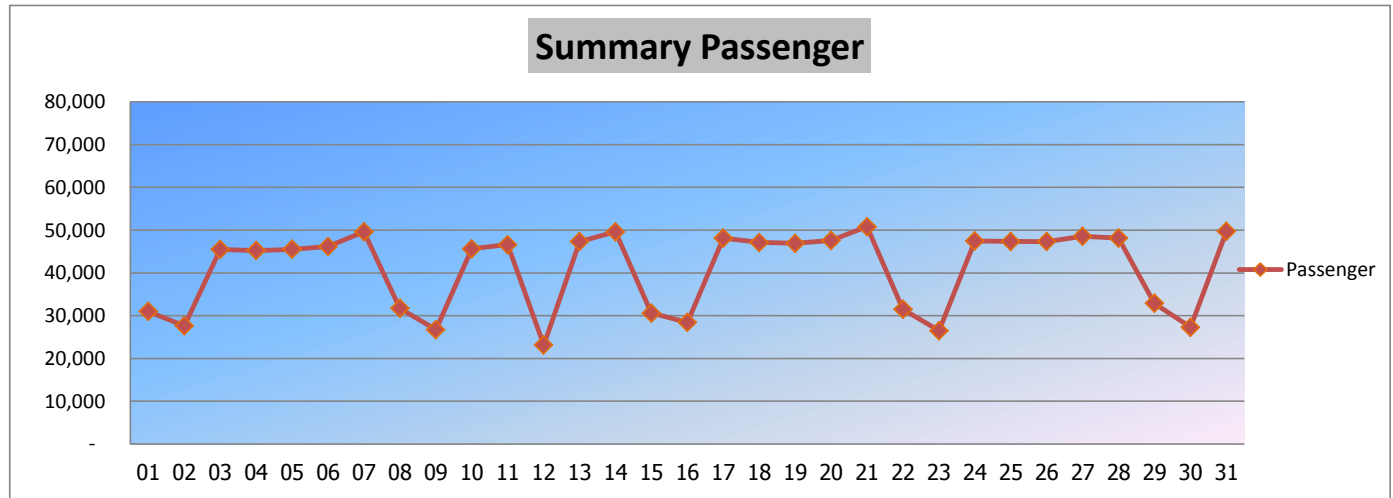


Prepared By: Revenue System Section

# Airport Rail Link : Passenger Report August 2020



Date		City Line	Express	Summary
		Passenger	Passenger	Passenger
Sat	01-Aug-20	31,002	-	31,002
Sun	02-Aug-20	27,628	-	27,628
Mon	03-Aug-20	45,508	-	45,508
Tue	04-Aug-20	45,233	-	45,233
Wed	05-Aug-20	45,538	-	45,538
Thu	06-Aug-20	46,171	-	46,171
Fri	07-Aug-20	49,585	-	49,585
Sat	08-Aug-20	31,733	-	31,733
Sun	09-Aug-20	26,700	-	26,700
Mon	10-Aug-20	45,618	-	45,618
Tue	11-Aug-20	46,610	-	46,610
Wed	12-Aug-20	23,157	-	23,157
Thu	13-Aug-20	47,322	-	47,322
Fri	14-Aug-20	49,636	-	49,636
Sat	15-Aug-20	30,602	-	30,602
Sun	16-Aug-20	28,431	-	28,431
Mon	17-Aug-20	48,135	-	48,135
Tue	18-Aug-20	47,119	-	47,119
Wed	19-Aug-20	46,939	-	46,939
Thu	20-Aug-20	47,615	-	47,615
Fri	21-Aug-20	50,807	-	50,807
Sat	22-Aug-20	31,527	-	31,527
Sun	23-Aug-20	26,487	-	26,487
Mon	24-Aug-20	47,446	-	47,446
Tue	25-Aug-20	47,340	-	47,340
Wed	26-Aug-20	47,324	-	47,324
Thu	27-Aug-20	48,576	-	48,576
Fri	28-Aug-20	48,140	-	48,140
Sat	29-Aug-20	32,889	-	32,889
Sun	30-Aug-20	27,290	-	27,290
Mon	31-Aug-20	49,731	-	49,731
<b>Total</b>		<b>1,267,839</b>	<b>0</b>	<b>1,267,839</b>

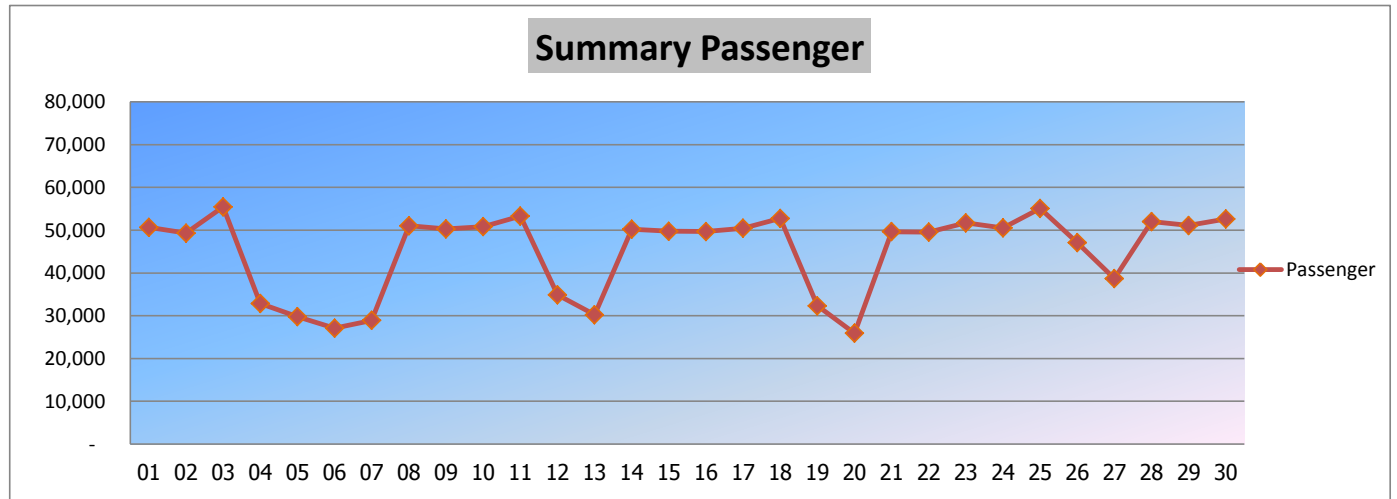


Prepared By: Revenue System Section

# Airport Rail Link : Passenger Report September 2020



Date		City Line	Express	Summary
		Passenger	Passenger	Passenger
Tue	01-Sep-20	50,645	-	50,645
Wed	02-Sep-20	49,328	-	49,328
Thu	03-Sep-20	55,463	-	55,463
Fri	04-Sep-20	32,846	-	32,846
Sat	05-Sep-20	29,803	-	29,803
Sun	06-Sep-20	27,080	-	27,080
Mon	07-Sep-20	28,899	-	28,899
Tue	08-Sep-20	51,046	-	51,046
Wed	09-Sep-20	50,305	-	50,305
Thu	10-Sep-20	50,832	-	50,832
Fri	11-Sep-20	53,318	-	53,318
Sat	12-Sep-20	34,865	-	34,865
Sun	13-Sep-20	30,245	-	30,245
Mon	14-Sep-20	50,223	-	50,223
Tue	15-Sep-20	49,761	-	49,761
Wed	16-Sep-20	49,660	-	49,660
Thu	17-Sep-20	50,463	-	50,463
Fri	18-Sep-20	52,759	-	52,759
Sat	19-Sep-20	32,293	-	32,293
Sun	20-Sep-20	25,922	-	25,922
Mon	21-Sep-20	49,653	-	49,653
Tue	22-Sep-20	49,527	-	49,527
Wed	23-Sep-20	51,686	-	51,686
Thu	24-Sep-20	50,541	-	50,541
Fri	25-Sep-20	55,058	-	55,058
Sat	26-Sep-20	47,083	-	47,083
Sun	27-Sep-20	38,691	-	38,691
Mon	28-Sep-20	51,997	-	51,997
Tue	29-Sep-20	51,102	-	51,102
Wed	30-Sep-20	52,621	-	52,621
<b>Total</b>		<b>1,353,715</b>	<b>0</b>	<b>1,353,715</b>



Prepared By: Revenue System Section