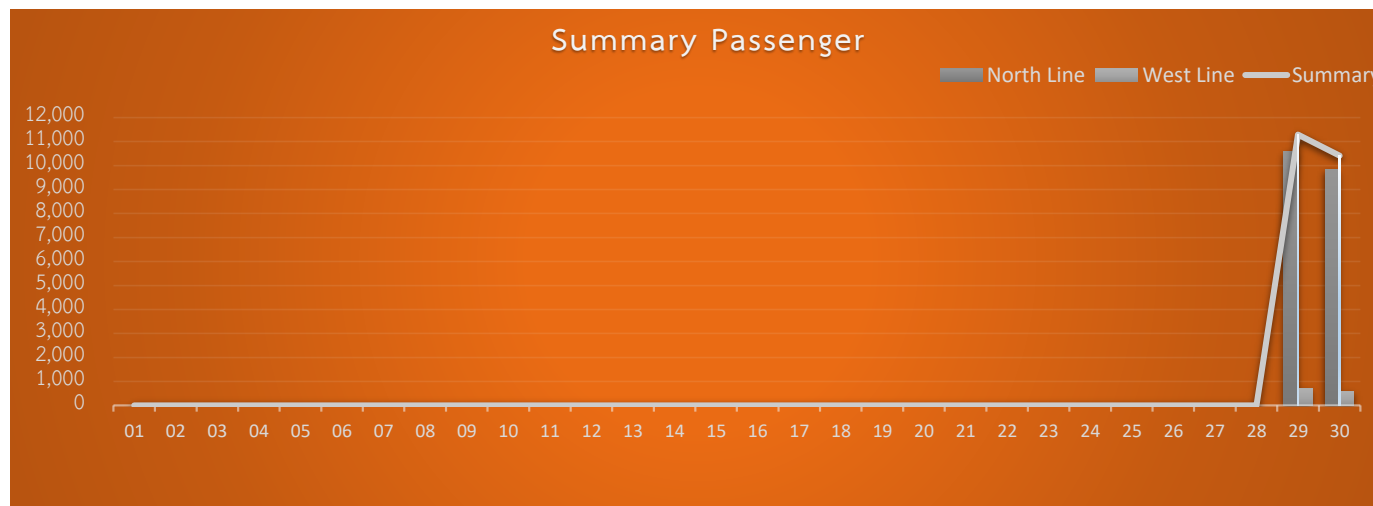


Red Line : Passenger Report November 2021



Date		Summary Passenger		
		North Line	West Line	Total
Mon	01-Nov-21	0	0	0
Tue	02-Nov-21	0	0	0
Wed	03-Nov-21	0	0	0
Thu	04-Nov-21	0	0	0
Fri	05-Nov-21	0	0	0
Sat	06-Nov-21	0	0	0
Sun	07-Nov-21	0	0	0
Mon	08-Nov-21	0	0	0
Tue	09-Nov-21	0	0	0
Wed	10-Nov-21	0	0	0
Thu	11-Nov-21	0	0	0
Fri	12-Nov-21	0	0	0
Sat	13-Nov-21	0	0	0
Sun	14-Nov-21	0	0	0
Mon	15-Nov-21	0	0	0
Tue	16-Nov-21	0	0	0
Wed	17-Nov-21	0	0	0
Thu	18-Nov-21	0	0	0
Fri	19-Nov-21	0	0	0
Sat	20-Nov-21	0	0	0
Sun	21-Nov-21	0	0	0
Mon	22-Nov-21	0	0	0
Tue	23-Nov-21	0	0	0
Wed	24-Nov-21	0	0	0
Thu	25-Nov-21	0	0	0
Fri	26-Nov-21	0	0	0
Sat	27-Nov-21	0	0	0
Sun	28-Nov-21	0	0	0
Mon	29-Nov-21	10,607	685	11,292
Tue	30-Nov-21	9,834	578	10,412
Total		20,441	1,263	21,704



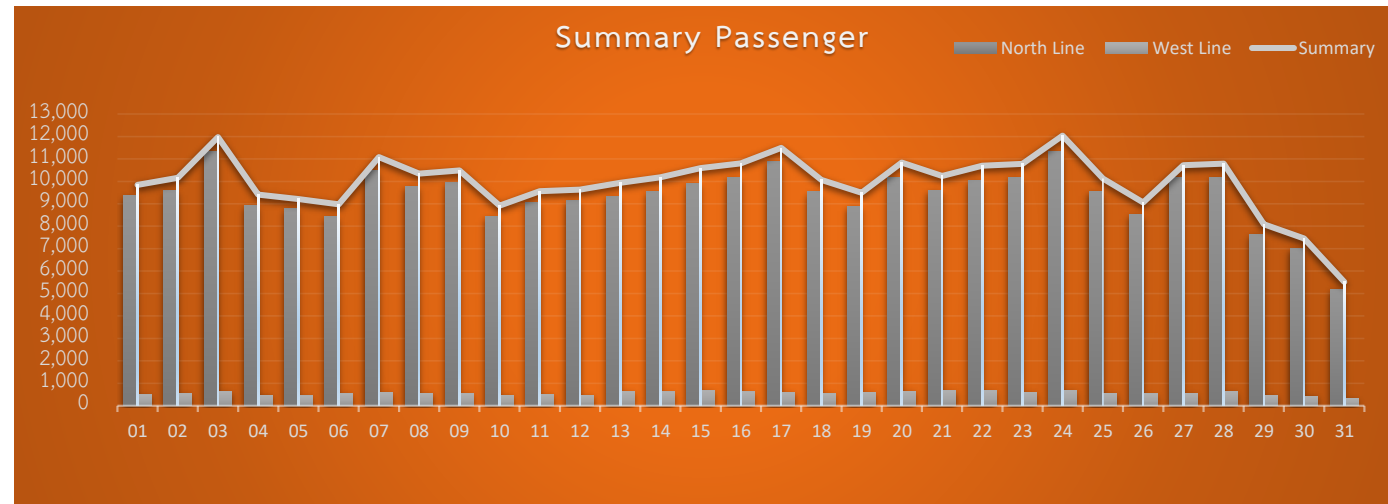
Prepared By: Revenue System Section

หมายเหตุ : - รถไฟฟ้าชานเมืองสายสีแดงเปิดให้บริการเชิงพาณิชย์ วันที่ 29 พฤศจิกายน 2564

Red Line : Passenger Report December 2021



Date		Summary Passenger		
		North Line	West Line	Total
Wed	01-Dec-21	9,354	484	9,838
Thu	02-Dec-21	9,608	549	10,157
Fri	03-Dec-21	11,345	632	11,977
Sat	04-Dec-21	8,926	480	9,406
Sun	05-Dec-21	8,777	437	9,214
Mon	06-Dec-21	8,442	535	8,977
Tue	07-Dec-21	10,486	597	11,083
Wed	08-Dec-21	9,784	567	10,351
Thu	09-Dec-21	9,941	543	10,484
Fri	10-Dec-21	8,446	476	8,922
Sat	11-Dec-21	9,050	515	9,565
Sun	12-Dec-21	9,155	473	9,628
Mon	13-Dec-21	9,309	631	9,940
Tue	14-Dec-21	9,567	617	10,184
Wed	15-Dec-21	9,917	671	10,588
Thu	16-Dec-21	10,182	616	10,798
Fri	17-Dec-21	10,893	593	11,486
Sat	18-Dec-21	9,531	535	10,066
Sun	19-Dec-21	8,880	607	9,487
Mon	20-Dec-21	10,183	656	10,839
Tue	21-Dec-21	9,581	663	10,244
Wed	22-Dec-21	10,034	664	10,698
Thu	23-Dec-21	10,172	607	10,779
Fri	24-Dec-21	11,350	686	12,036
Sat	25-Dec-21	9,567	560	10,127
Sun	26-Dec-21	8,536	526	9,062
Mon	27-Dec-21	10,153	561	10,714
Tue	28-Dec-21	10,155	640	10,795
Wed	29-Dec-21	7,613	474	8,087
Thu	30-Dec-21	7,022	434	7,456
Fri	31-Dec-21	5,177	341	5,518
Total		291,136	17,370	308,506

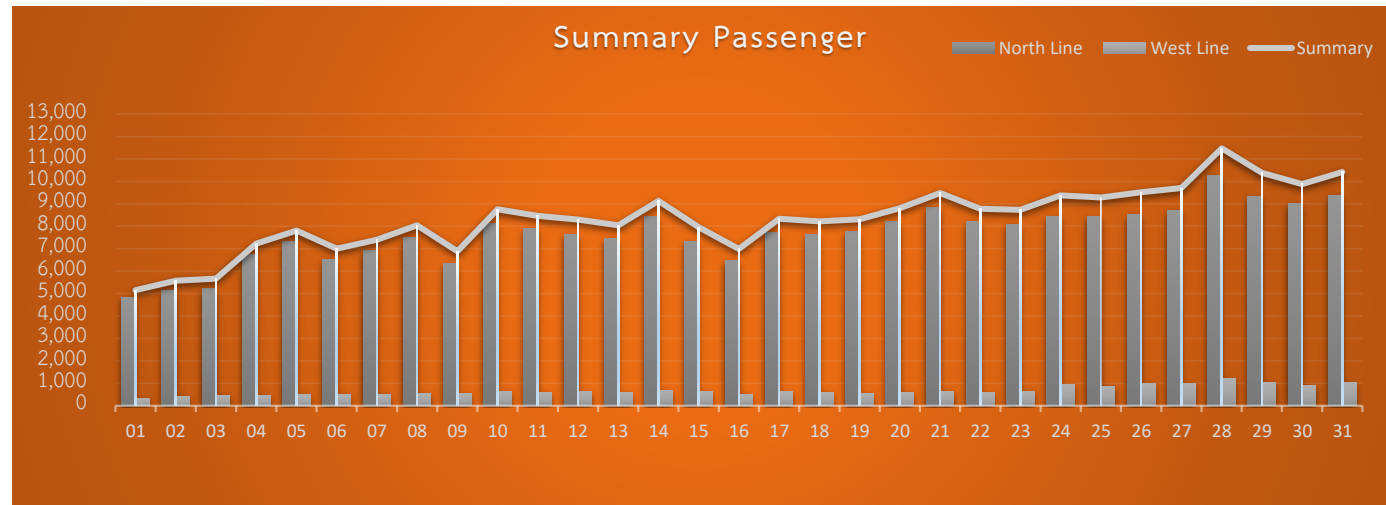


Prepared By: Revenue System Section

Red Line : Passenger Report January 2022



Date		Summary Passenger		
		North Line	West Line	Total
Sat	01-Jan-22	4,841	311	5,152
Sun	02-Jan-22	5,154	417	5,571
Mon	03-Jan-22	5,211	460	5,671
Tue	04-Jan-22	6,746	472	7,218
Wed	05-Jan-22	7,325	481	7,806
Thu	06-Jan-22	6,516	483	6,999
Fri	07-Jan-22	6,902	491	7,393
Sat	08-Jan-22	7,501	542	8,043
Sun	09-Jan-22	6,330	549	6,879
Mon	10-Jan-22	8,108	649	8,757
Tue	11-Jan-22	7,889	577	8,466
Wed	12-Jan-22	7,643	650	8,293
Thu	13-Jan-22	7,462	580	8,042
Fri	14-Jan-22	8,437	688	9,125
Sat	15-Jan-22	7,323	636	7,959
Sun	16-Jan-22	6,473	514	6,987
Mon	17-Jan-22	7,718	617	8,335
Tue	18-Jan-22	7,625	586	8,211
Wed	19-Jan-22	7,755	552	8,307
Thu	20-Jan-22	8,216	588	8,804
Fri	21-Jan-22	8,841	643	9,484
Sat	22-Jan-22	8,207	570	8,777
Sun	23-Jan-22	8,090	642	8,732
Mon	24-Jan-22	8,417	955	9,372
Tue	25-Jan-22	8,440	842	9,282
Wed	26-Jan-22	8,529	989	9,518
Thu	27-Jan-22	8,712	989	9,701
Fri	28-Jan-22	10,274	1,198	11,472
Sat	29-Jan-22	9,332	1,044	10,376
Sun	30-Jan-22	9,000	882	9,882
Mon	31-Jan-22	9,364	1,055	10,419
Total		238,381	20,652	259,033

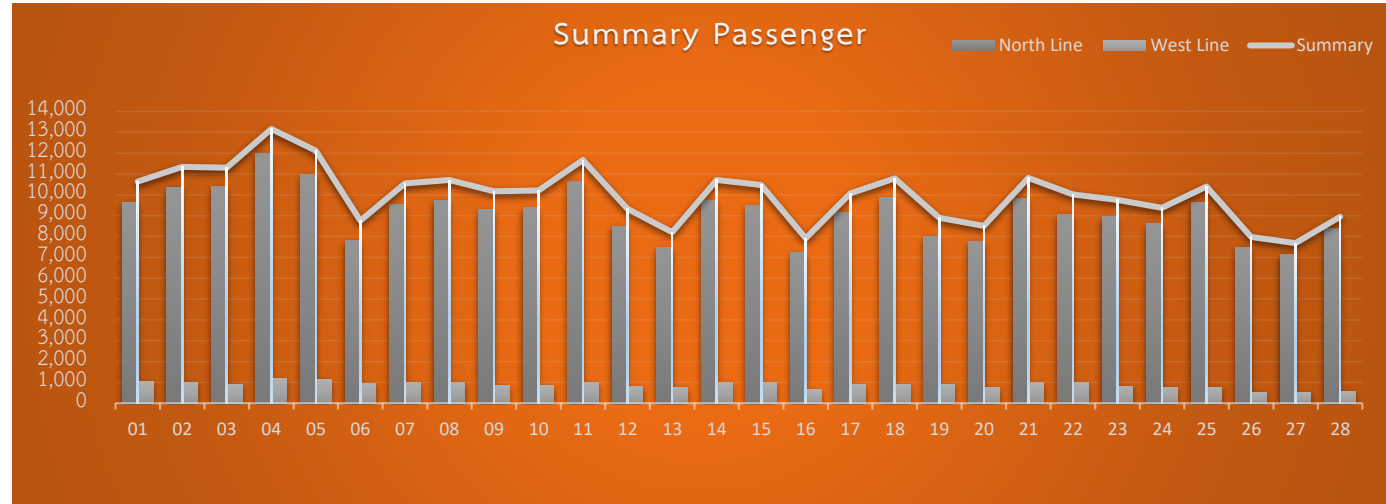


Prepared By: Revenue System Section

Red Line : Passenger Report February 2022



Date		Summary Passenger		
		North Line	West Line	Total
Tue	01-Feb-22	9,618	1,025	10,643
Wed	02-Feb-22	10,333	1,013	11,346
Thu	03-Feb-22	10,386	914	11,300
Fri	04-Feb-22	11,971	1,190	13,161
Sat	05-Feb-22	10,965	1,163	12,128
Sun	06-Feb-22	7,830	930	8,760
Mon	07-Feb-22	9,537	1,009	10,546
Tue	08-Feb-22	9,715	994	10,709
Wed	09-Feb-22	9,312	862	10,174
Thu	10-Feb-22	9,376	832	10,208
Fri	11-Feb-22	10,646	1,018	11,664
Sat	12-Feb-22	8,505	818	9,323
Sun	13-Feb-22	7,461	741	8,202
Mon	14-Feb-22	9,737	978	10,715
Tue	15-Feb-22	9,494	979	10,473
Wed	16-Feb-22	7,254	661	7,915
Thu	17-Feb-22	9,176	899	10,075
Fri	18-Feb-22	9,893	899	10,792
Sat	19-Feb-22	7,989	905	8,894
Sun	20-Feb-22	7,740	770	8,510
Mon	21-Feb-22	9,829	990	10,819
Tue	22-Feb-22	9,040	977	10,017
Wed	23-Feb-22	8,945	815	9,760
Thu	24-Feb-22	8,608	768	9,376
Fri	25-Feb-22	9,651	741	10,392
Sat	26-Feb-22	7,471	507	7,978
Sun	27-Feb-22	7,152	531	7,683
Mon	28-Feb-22	8,379	575	8,954
Total		256,013	24,504	280,517

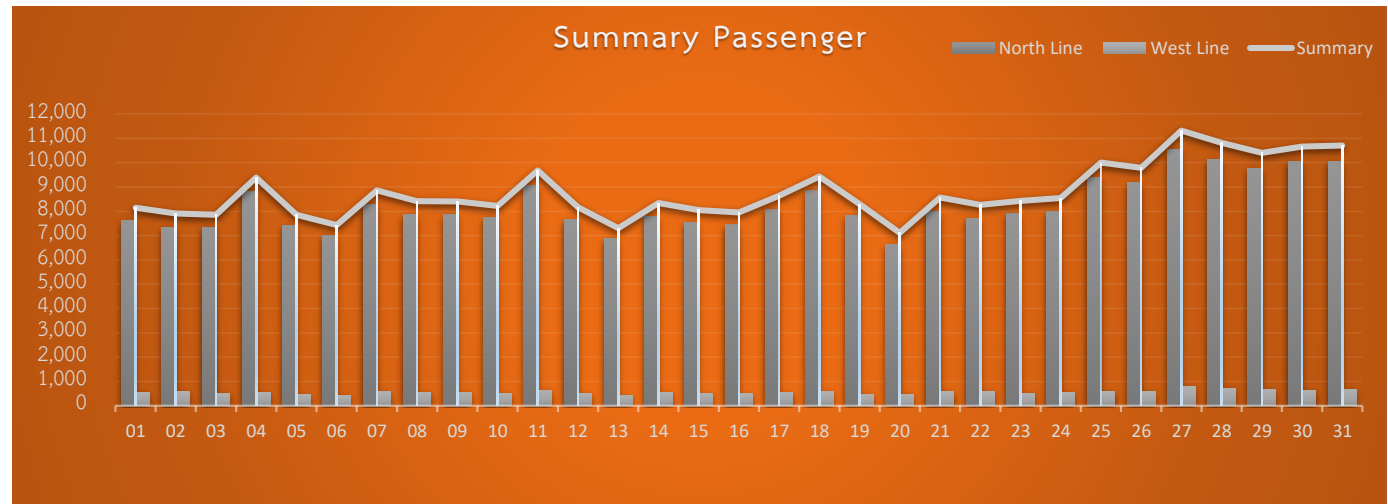


Prepared By: Revenue System Section

Red Line : Passenger Report March 2022



Date		Summary Passenger		
		North Line	West Line	Total
Tue	01-Mar-22	7,610	538	8,148
Wed	02-Mar-22	7,338	574	7,912
Thu	03-Mar-22	7,352	507	7,859
Fri	04-Mar-22	8,830	558	9,388
Sat	05-Mar-22	7,395	456	7,851
Sun	06-Mar-22	7,022	412	7,434
Mon	07-Mar-22	8,288	568	8,856
Tue	08-Mar-22	7,855	559	8,414
Wed	09-Mar-22	7,858	552	8,410
Thu	10-Mar-22	7,726	494	8,220
Fri	11-Mar-22	9,056	621	9,677
Sat	12-Mar-22	7,653	510	8,163
Sun	13-Mar-22	6,868	434	7,302
Mon	14-Mar-22	7,770	565	8,335
Tue	15-Mar-22	7,529	524	8,053
Wed	16-Mar-22	7,445	509	7,954
Thu	17-Mar-22	8,092	546	8,638
Fri	18-Mar-22	8,855	581	9,436
Sat	19-Mar-22	7,828	465	8,293
Sun	20-Mar-22	6,638	475	7,113
Mon	21-Mar-22	7,984	582	8,566
Tue	22-Mar-22	7,694	573	8,267
Wed	23-Mar-22	7,924	499	8,423
Thu	24-Mar-22	7,980	566	8,546
Fri	25-Mar-22	9,397	603	10,000
Sat	26-Mar-22	9,201	585	9,786
Sun	27-Mar-22	10,542	777	11,319
Mon	28-Mar-22	10,118	700	10,818
Tue	29-Mar-22	9,745	653	10,398
Wed	30-Mar-22	10,029	628	10,657
Thu	31-Mar-22	10,054	656	10,710
Total		255,676	17,270	272,946

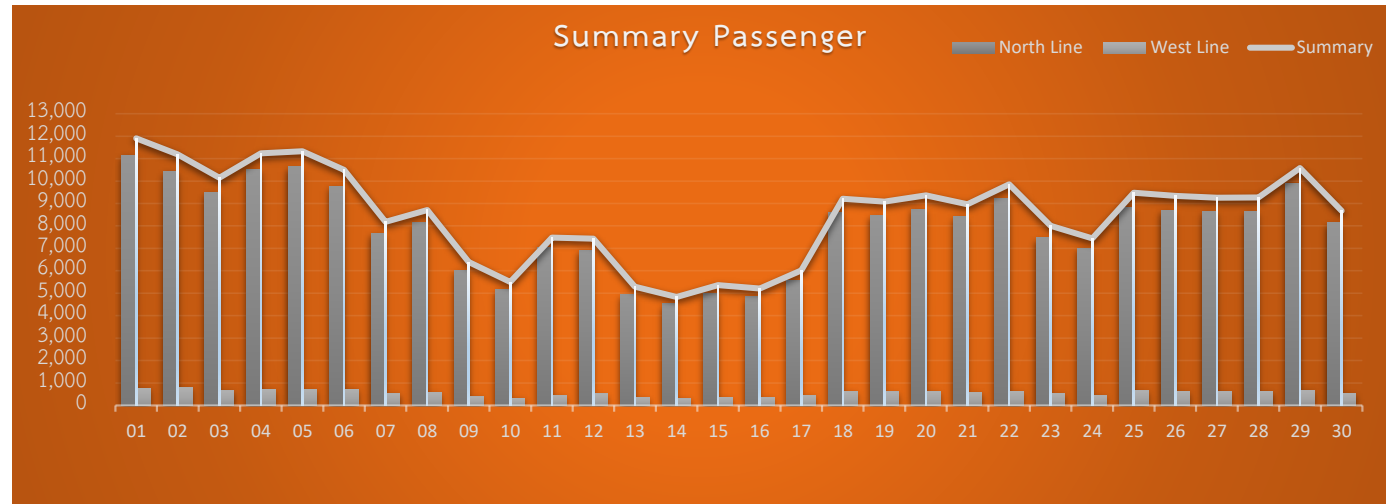


Prepared By: Revenue System Section

Red Line : Passenger Report April 2022



Date		Summary Passenger		
		North Line	West Line	Total
Fri	01-Apr-22	11,129	774	11,903
Sat	02-Apr-22	10,408	782	11,190
Sun	03-Apr-22	9,492	654	10,146
Mon	04-Apr-22	10,532	700	11,232
Tue	05-Apr-22	10,632	700	11,332
Wed	06-Apr-22	9,767	733	10,500
Thu	07-Apr-22	7,651	525	8,176
Fri	08-Apr-22	8,131	581	8,712
Sat	09-Apr-22	6,004	388	6,392
Sun	10-Apr-22	5,165	332	5,497
Mon	11-Apr-22	7,022	455	7,477
Tue	12-Apr-22	6,916	514	7,430
Wed	13-Apr-22	4,926	364	5,290
Thu	14-Apr-22	4,524	310	4,834
Fri	15-Apr-22	4,989	371	5,360
Sat	16-Apr-22	4,845	360	5,205
Sun	17-Apr-22	5,572	447	6,019
Mon	18-Apr-22	8,588	624	9,212
Tue	19-Apr-22	8,474	603	9,077
Wed	20-Apr-22	8,752	610	9,362
Thu	21-Apr-22	8,400	569	8,969
Fri	22-Apr-22	9,216	639	9,855
Sat	23-Apr-22	7,464	540	8,004
Sun	24-Apr-22	6,994	451	7,445
Mon	25-Apr-22	8,834	648	9,482
Tue	26-Apr-22	8,697	639	9,336
Wed	27-Apr-22	8,624	631	9,255
Thu	28-Apr-22	8,623	642	9,265
Fri	29-Apr-22	9,902	675	10,577
Sat	30-Apr-22	8,134	544	8,678
Total		238,407	16,805	255,212

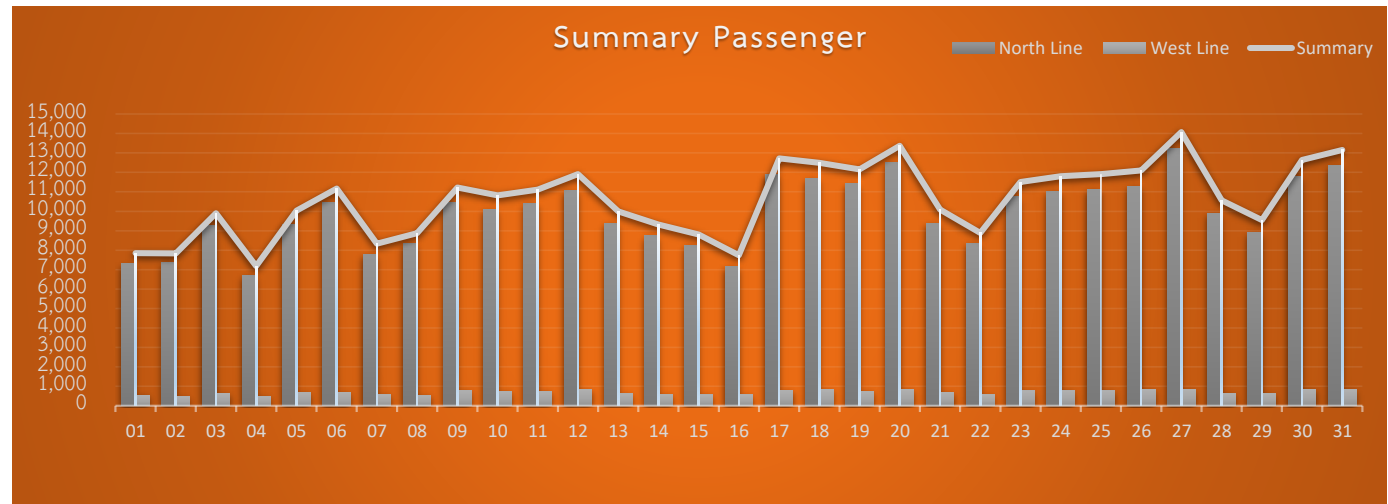


Prepared By: Revenue System Section

Red Line : Passenger Report May 2022



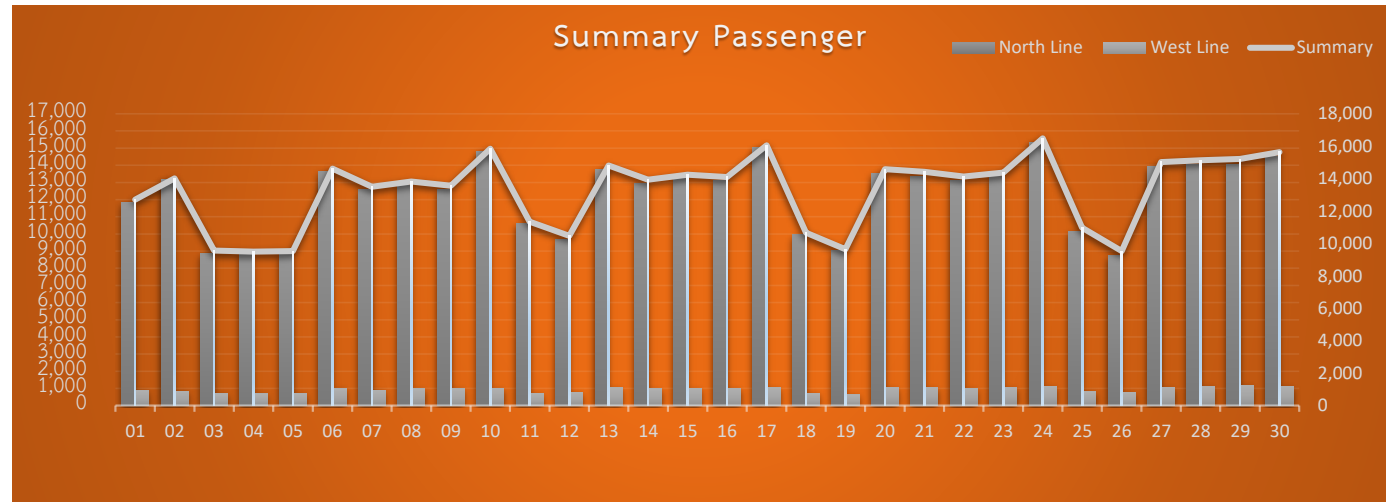
Date		Summary Passenger		
		North Line	West Line	Total
Sun	01-May-22	7,292	550	7,842
Mon	02-May-22	7,355	473	7,828
Tue	03-May-22	9,255	648	9,903
Wed	04-May-22	6,703	479	7,182
Thu	05-May-22	9,339	689	10,028
Fri	06-May-22	10,460	701	11,161
Sat	07-May-22	7,763	574	8,337
Sun	08-May-22	8,333	543	8,876
Mon	09-May-22	10,436	791	11,227
Tue	10-May-22	10,070	744	10,814
Wed	11-May-22	10,377	741	11,118
Thu	12-May-22	11,069	837	11,906
Fri	13-May-22	9,355	634	9,989
Sat	14-May-22	8,729	593	9,322
Sun	15-May-22	8,238	562	8,800
Mon	16-May-22	7,162	572	7,734
Tue	17-May-22	11,907	806	12,713
Wed	18-May-22	11,668	817	12,485
Thu	19-May-22	11,411	745	12,156
Fri	20-May-22	12,531	833	13,364
Sat	21-May-22	9,386	697	10,083
Sun	22-May-22	8,319	570	8,889
Mon	23-May-22	10,737	764	11,501
Tue	24-May-22	11,014	788	11,802
Wed	25-May-22	11,120	787	11,907
Thu	26-May-22	11,263	834	12,097
Fri	27-May-22	13,243	830	14,073
Sat	28-May-22	9,911	645	10,556
Sun	29-May-22	8,912	637	9,549
Mon	30-May-22	11,780	854	12,634
Tue	31-May-22	12,328	827	13,155
Total		307,466	21,565	329,031



Red Line : Passenger Report June 2022



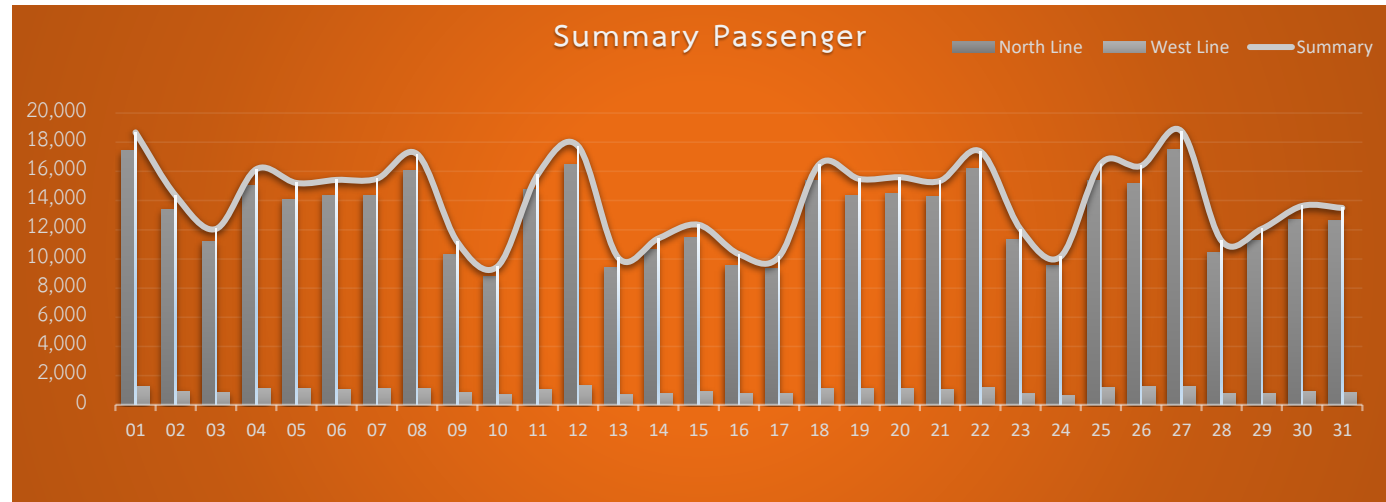
Date		Summary Passenger		
		North Line	West Line	Total
Wed	01-Jun-22	11,824	875	12,699
Thu	02-Jun-22	13,178	841	14,019
Fri	03-Jun-22	8,862	700	9,562
Sat	04-Jun-22	8,819	678	9,497
Sun	05-Jun-22	8,820	707	9,527
Mon	06-Jun-22	13,634	987	14,621
Tue	07-Jun-22	12,607	894	13,501
Wed	08-Jun-22	12,842	979	13,821
Thu	09-Jun-22	12,591	975	13,566
Fri	10-Jun-22	14,829	1,011	15,840
Sat	11-Jun-22	10,622	719	11,341
Sun	12-Jun-22	9,687	780	10,467
Mon	13-Jun-22	13,755	1,051	14,806
Tue	14-Jun-22	12,952	983	13,935
Wed	15-Jun-22	13,229	1,011	14,240
Thu	16-Jun-22	13,099	1,006	14,105
Fri	17-Jun-22	15,009	1,056	16,065
Sat	18-Jun-22	9,938	731	10,669
Sun	19-Jun-22	9,025	624	9,649
Mon	20-Jun-22	13,527	1,059	14,586
Tue	21-Jun-22	13,372	1,051	14,423
Wed	22-Jun-22	13,129	1,002	14,131
Thu	23-Jun-22	13,326	1,050	14,376
Fri	24-Jun-22	15,354	1,132	16,486
Sat	25-Jun-22	10,158	812	10,970
Sun	26-Jun-22	8,748	776	9,524
Mon	27-Jun-22	13,950	1,076	15,026
Tue	28-Jun-22	14,039	1,099	15,138
Wed	29-Jun-22	14,022	1,186	15,208
Thu	30-Jun-22	14,512	1,132	15,644
Total		369,459	27,983	397,442



Red Line : Passenger Report July 2022



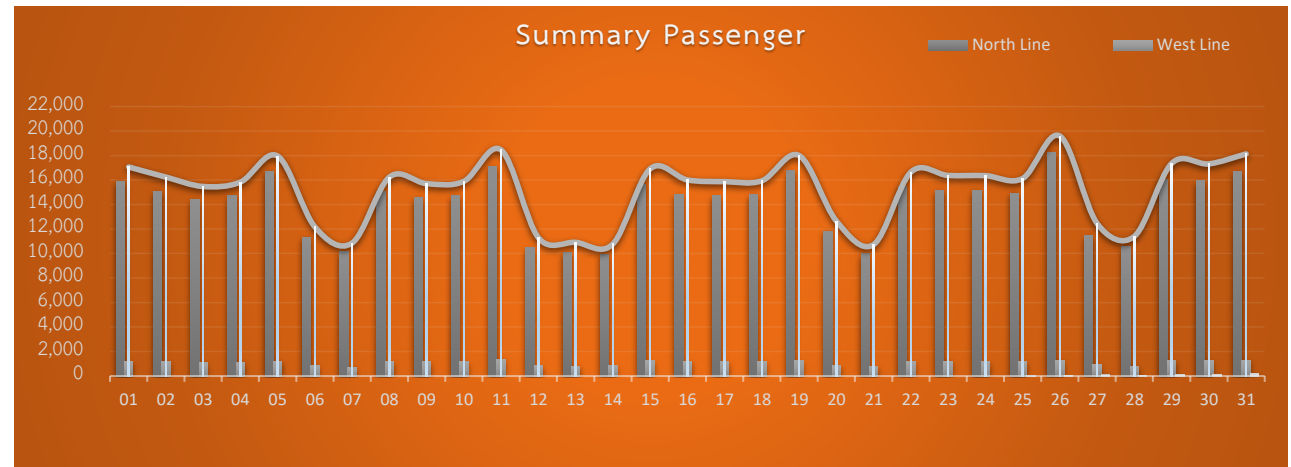
Date		Summary Passenger		
		North Line	West Line	Total
Fri	01-Jul-22	17,405	1,270	18,675
Sat	02-Jul-22	13,397	937	14,334
Sun	03-Jul-22	11,208	849	12,057
Mon	04-Jul-22	15,019	1,131	16,150
Tue	05-Jul-22	14,054	1,153	15,207
Wed	06-Jul-22	14,342	1,078	15,420
Thu	07-Jul-22	14,382	1,117	15,499
Fri	08-Jul-22	16,065	1,126	17,191
Sat	09-Jul-22	10,339	826	11,165
Sun	10-Jul-22	8,796	690	9,486
Mon	11-Jul-22	14,727	1,058	15,785
Tue	12-Jul-22	16,446	1,296	17,742
Wed	13-Jul-22	9,396	690	10,086
Thu	14-Jul-22	10,637	775	11,412
Fri	15-Jul-22	11,441	899	12,340
Sat	16-Jul-22	9,560	772	10,332
Sun	17-Jul-22	9,369	793	10,162
Mon	18-Jul-22	15,375	1,123	16,498
Tue	19-Jul-22	14,359	1,123	15,482
Wed	20-Jul-22	14,470	1,132	15,602
Thu	21-Jul-22	14,303	1,049	15,352
Fri	22-Jul-22	16,179	1,195	17,374
Sat	23-Jul-22	11,300	745	12,045
Sun	24-Jul-22	9,523	644	10,167
Mon	25-Jul-22	15,373	1,165	16,538
Tue	26-Jul-22	15,139	1,242	16,381
Wed	27-Jul-22	17,490	1,275	18,765
Thu	28-Jul-22	10,447	785	11,232
Fri	29-Jul-22	11,257	806	12,063
Sat	30-Jul-22	12,691	941	13,632
Sun	31-Jul-22	12,647	851	13,498
Total		407,136	30,536	437,672



Red Line : Passenger Report August 2022



Date		Summary Passenger			
		North Line	West Line	GATE EMV KTB	Total
Mon	01-Aug-22	15,895	1,171	0	17,066
Tue	02-Aug-22	15,087	1,152	0	16,239
Wed	03-Aug-22	14,381	1,092	0	15,473
Thu	04-Aug-22	14,725	1,105	0	15,830
Fri	05-Aug-22	16,734	1,225	0	17,959
Sat	06-Aug-22	11,319	853	0	12,172
Sun	07-Aug-22	10,148	711	0	10,859
Mon	08-Aug-22	15,064	1,174	0	16,238
Tue	09-Aug-22	14,553	1,152	0	15,705
Wed	10-Aug-22	14,736	1,156	0	15,892
Thu	11-Aug-22	17,099	1,352	0	18,451
Fri	12-Aug-22	10,461	832	0	11,293
Sat	13-Aug-22	10,121	793	0	10,914
Sun	14-Aug-22	9,929	850	0	10,779
Mon	15-Aug-22	15,675	1,237	0	16,912
Tue	16-Aug-22	14,813	1,196	0	16,009
Wed	17-Aug-22	14,722	1,148	0	15,870
Thu	18-Aug-22	14,785	1,153	0	15,938
Fri	19-Aug-22	16,762	1,238	0	18,000
Sat	20-Aug-22	11,832	821	0	12,653
Sun	21-Aug-22	9,967	765	0	10,732
Mon	22-Aug-22	15,470	1,173	0	16,643
Tue	23-Aug-22	15,148	1,225	0	16,373
Wed	24-Aug-22	15,180	1,176	0	16,356
Thu	25-Aug-22	14,938	1,171	18	16,127
Fri	26-Aug-22	18,274	1,257	62	19,593
Sat	27-Aug-22	11,450	913	90	12,453
Sun	28-Aug-22	10,543	805	54	11,402
Mon	29-Aug-22	16,015	1,229	108	17,352
Tue	30-Aug-22	15,922	1,270	125	17,317
Wed	31-Aug-22	16,671	1,279	177	18,127
Total		438,419	33,674	634	472,727



หมายเหตุ : - รถไฟฟ้าขานเมืองสายสีแดงเปิดให้บริการ Gate EMV KTB วันที่ 25 สิงหาคม 2565

Red Line : Passenger Report September 2022



Date		Summary Passenger			
		North Line	West Line	GATE EMV KTB	Total
Thu	01-Sep-22	16,123	1,230	141	17,494
Fri	02-Sep-22	18,208	1,253	187	19,648
Sat	03-Sep-22	11,314	813	114	12,241
Sun	04-Sep-22	10,535	750	99	11,384
Mon	05-Sep-22	15,893	1,236	173	17,302
Tue	06-Sep-22	17,936	1,302	183	19,421
Wed	07-Sep-22	17,093	1,274	197	18,564
Thu	08-Sep-22	21,457	1,422	600	23,479
Fri	09-Sep-22	17,925	1,345	388	19,658
Sat	10-Sep-22	10,874	825	186	11,885
Sun	11-Sep-22	9,791	788	174	10,753
Mon	12-Sep-22	17,974	1,317	399	19,690
Tue	13-Sep-22	16,916	1,310	372	18,598
Wed	14-Sep-22	16,275	1,316	403	17,994
Thu	15-Sep-22	15,759	1,248	352	17,359
Fri	16-Sep-22	18,087	1,306	373	19,766
Sat	17-Sep-22	10,963	813	230	12,006
Sun	18-Sep-22	10,269	920	195	11,384
Mon	19-Sep-22	16,577	1,241	329	18,147
Tue	20-Sep-22	16,097	1,281	335	17,713
Wed	21-Sep-22	16,141	1,341	366	17,848
Thu	22-Sep-22	16,613	1,246	382	18,241
Fri	23-Sep-22	18,155	1,344	387	19,886
Sat	24-Sep-22	10,986	909	254	12,149
Sun	25-Sep-22	10,209	746	162	11,117
Mon	26-Sep-22	16,319	1,296	371	17,986
Tue	27-Sep-22	16,136	1,280	428	17,844
Wed	28-Sep-22	16,126	1,281	443	17,850
Thu	29-Sep-22	15,709	1,155	426	17,290
Fri	30-Sep-22	17,987	1,227	458	19,672
Total		460,447	34,815	9,107	504,369

