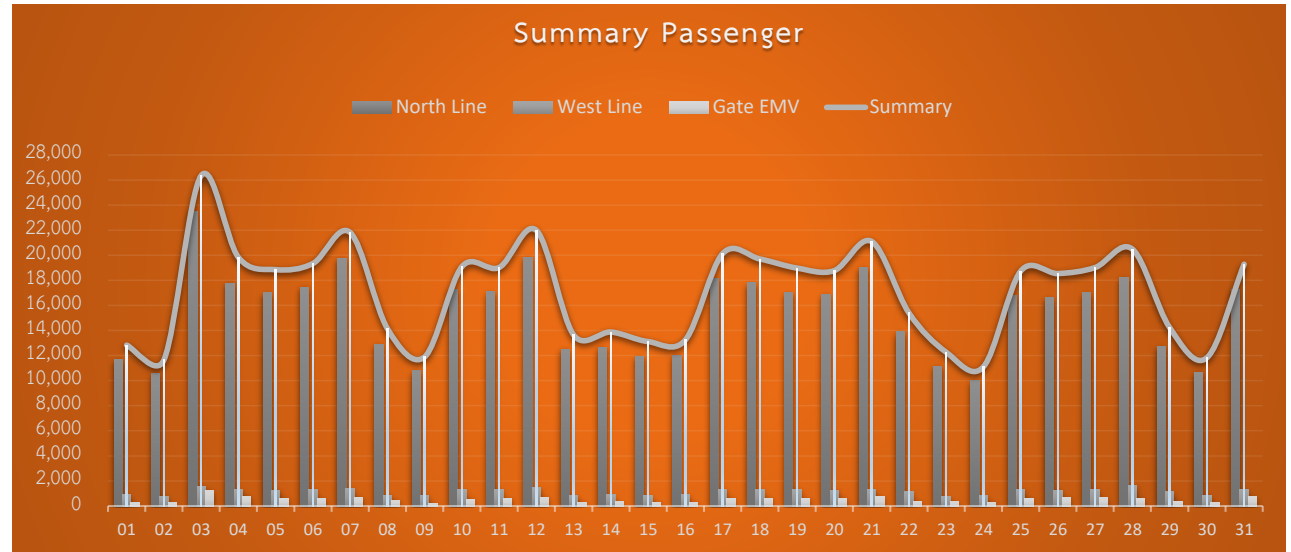


Red Line : Passenger Report October 2022



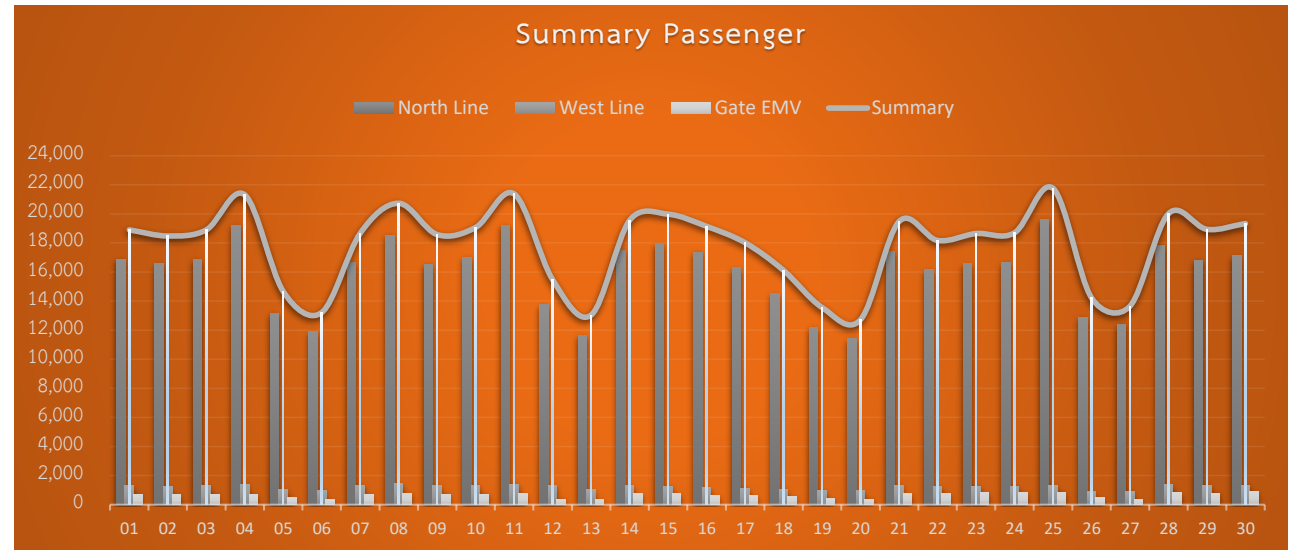
Date		Summary Passenger			
		North Line	West Line	GATE EMV KTB	Total
Sat	01-Oct-22	11,697	882	256	12,835
Sun	02-Oct-22	10,601	783	266	11,650
Mon	03-Oct-22	23,533	1,592	1,229	26,354
Tue	04-Oct-22	17,769	1,297	773	19,839
Wed	05-Oct-22	16,994	1,241	620	18,855
Thu	06-Oct-22	17,460	1,285	598	19,343
Fri	07-Oct-22	19,748	1,401	673	21,822
Sat	08-Oct-22	12,872	850	433	14,155
Sun	09-Oct-22	10,786	876	233	11,895
Mon	10-Oct-22	17,283	1,284	521	19,088
Tue	11-Oct-22	17,091	1,315	620	19,026
Wed	12-Oct-22	19,834	1,459	697	21,990
Thu	13-Oct-22	12,512	837	300	13,649
Fri	14-Oct-22	12,644	888	348	13,880
Sat	15-Oct-22	11,961	843	314	13,118
Sun	16-Oct-22	12,039	909	308	13,256
Mon	17-Oct-22	18,181	1,340	609	20,130
Tue	18-Oct-22	17,805	1,282	618	19,705
Wed	19-Oct-22	17,032	1,314	633	18,979
Thu	20-Oct-22	16,889	1,263	630	18,782
Fri	21-Oct-22	19,059	1,302	743	21,104
Sat	22-Oct-22	13,903	1,133	375	15,411
Sun	23-Oct-22	11,168	763	343	12,274
Mon	24-Oct-22	10,002	811	286	11,099
Tue	25-Oct-22	16,767	1,337	628	18,732
Wed	26-Oct-22	16,595	1,266	682	18,543
Thu	27-Oct-22	17,016	1,358	650	19,024
Fri	28-Oct-22	18,269	1,600	625	20,494
Sat	29-Oct-22	12,745	1,123	372	14,240
Sun	30-Oct-22	10,681	835	308	11,824
Mon	31-Oct-22	17,262	1,287	743	19,292
Total		478,198	35,756	16,434	530,388



Red Line : Passenger Report November 2022



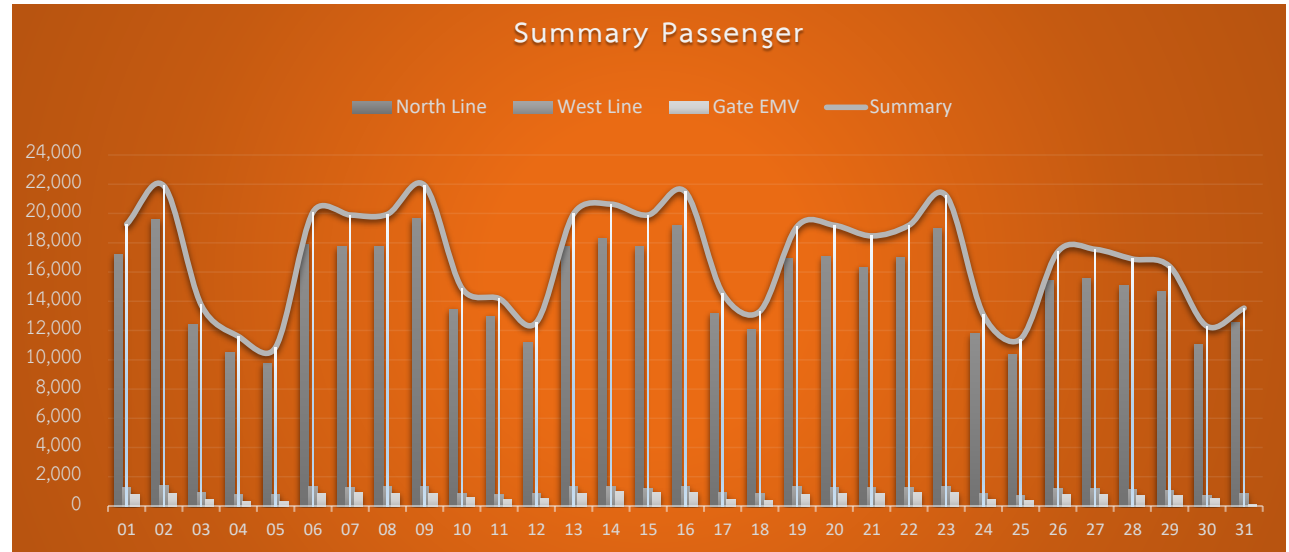
Date		Summary Passenger			
		North Line	West Line	GATE EMV KTB	Total
Tue	01-Nov-22	16,877	1,295	730	18,902
Wed	02-Nov-22	16,575	1,236	674	18,485
Thu	03-Nov-22	16,886	1,291	726	18,903
Fri	04-Nov-22	19,215	1,398	702	21,315
Sat	05-Nov-22	13,162	1,036	474	14,672
Sun	06-Nov-22	11,894	991	337	13,222
Mon	07-Nov-22	16,649	1,341	680	18,670
Tue	08-Nov-22	18,526	1,438	769	20,733
Wed	09-Nov-22	16,556	1,322	702	18,580
Thu	10-Nov-22	17,013	1,324	735	19,072
Fri	11-Nov-22	19,206	1,416	756	21,378
Sat	12-Nov-22	13,755	1,331	390	15,476
Sun	13-Nov-22	11,661	1,035	350	13,046
Mon	14-Nov-22	17,491	1,313	754	19,558
Tue	15-Nov-22	17,953	1,271	757	19,981
Wed	16-Nov-22	17,360	1,176	608	19,144
Thu	17-Nov-22	16,296	1,124	602	18,022
Fri	18-Nov-22	14,499	1,059	555	16,113
Sat	19-Nov-22	12,218	945	399	13,562
Sun	20-Nov-22	11,401	953	377	12,731
Mon	21-Nov-22	17,409	1,321	749	19,479
Tue	22-Nov-22	16,150	1,249	775	18,174
Wed	23-Nov-22	16,561	1,280	812	18,653
Thu	24-Nov-22	16,626	1,257	820	18,703
Fri	25-Nov-22	19,583	1,344	834	21,761
Sat	26-Nov-22	12,874	876	479	14,229
Sun	27-Nov-22	12,388	921	350	13,659
Mon	28-Nov-22	17,834	1,362	823	20,019
Tue	29-Nov-22	16,808	1,329	802	18,939
Wed	30-Nov-22	17,123	1,330	887	19,340
Total		478,549	36,564	19,408	534,521



Red Line : Passenger Report December 2022



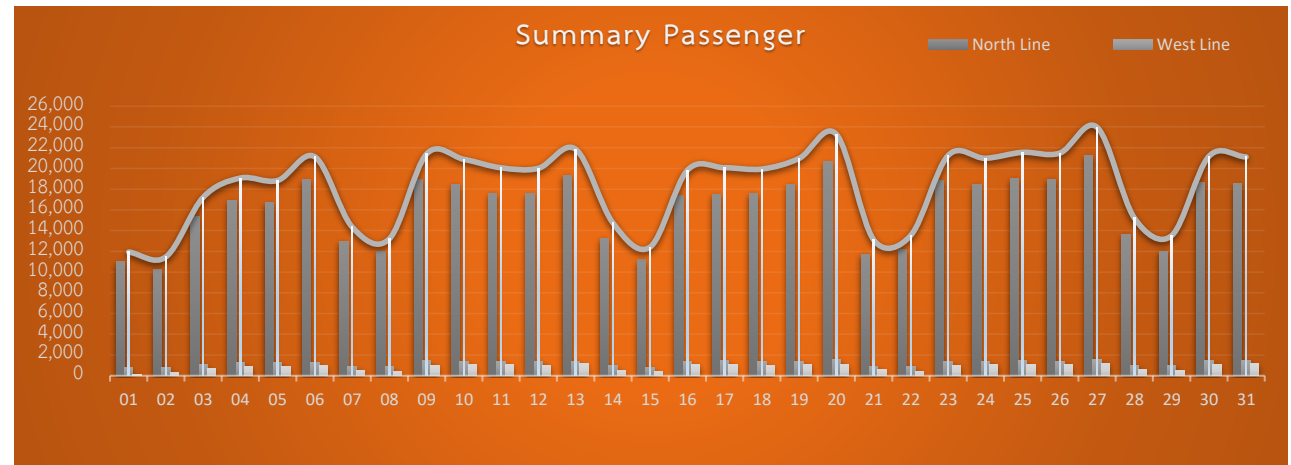
Date		Summary Passenger			
		North Line	West Line	GATE EMV KTB	Total
Thu	01-Dec-22	17,187	1,262	820	19,269
Fri	02-Dec-22	19,594	1,417	877	21,888
Sat	03-Dec-22	12,403	934	422	13,759
Sun	04-Dec-22	10,493	772	335	11,600
Mon	05-Dec-22	9,752	812	294	10,858
Tue	06-Dec-22	17,878	1,338	872	20,088
Wed	07-Dec-22	17,724	1,273	899	19,896
Thu	08-Dec-22	17,766	1,306	878	19,950
Fri	09-Dec-22	19,687	1,354	884	21,925
Sat	10-Dec-22	13,451	865	580	14,896
Sun	11-Dec-22	12,979	774	432	14,185
Mon	12-Dec-22	11,183	886	493	12,562
Tue	13-Dec-22	17,775	1,328	878	19,981
Wed	14-Dec-22	18,326	1,325	987	20,638
Thu	15-Dec-22	17,717	1,233	948	19,898
Fri	16-Dec-22	19,168	1,368	942	21,478
Sat	17-Dec-22	13,169	909	472	14,550
Sun	18-Dec-22	12,088	851	376	13,315
Mon	19-Dec-22	16,946	1,349	817	19,112
Tue	20-Dec-22	17,043	1,293	860	19,196
Wed	21-Dec-22	16,323	1,263	882	18,468
Thu	22-Dec-22	17,022	1,251	919	19,192
Fri	23-Dec-22	18,948	1,366	913	21,227
Sat	24-Dec-22	11,791	846	443	13,080
Sun	25-Dec-22	10,370	693	356	11,419
Mon	26-Dec-22	15,407	1,224	755	17,386
Tue	27-Dec-22	15,573	1,166	814	17,553
Wed	28-Dec-22	15,068	1,108	716	16,892
Thu	29-Dec-22	14,636	1,055	695	16,386
Fri	30-Dec-22	11,051	754	493	12,298
Sat	31-Dec-22	12,528	880	126	13,534
Total		471,046	34,255	21,178	526,479



Red Line : Passenger Report January 2023



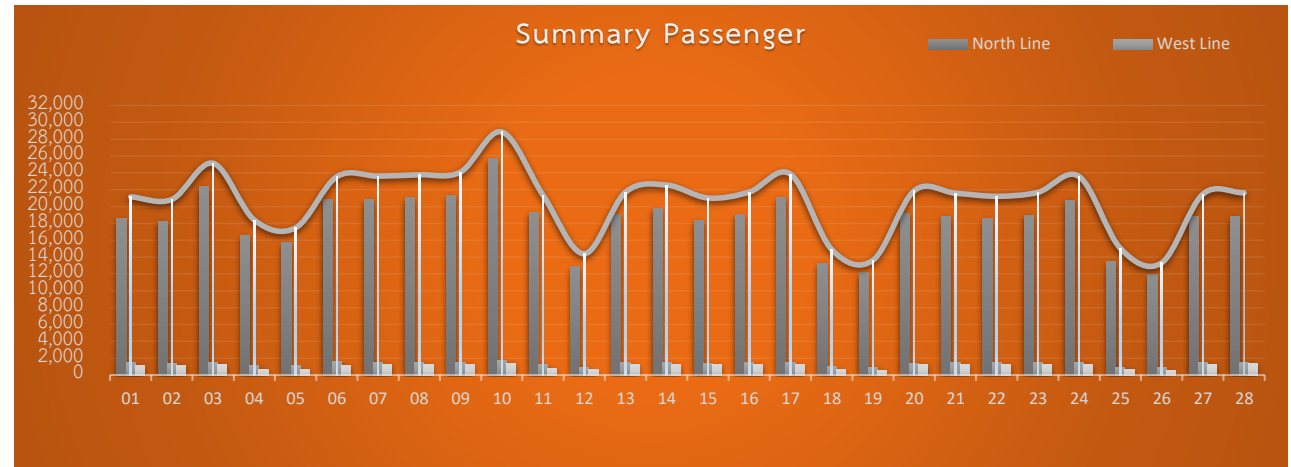
Date		Summary Passenger			
		North Line	West Line	GATE EMV KTB	Total
Sun	01-Jan-23	11,014	763	162	11,939
Mon	02-Jan-23	10,294	842	329	11,465
Tue	03-Jan-23	15,403	1,131	675	17,209
Wed	04-Jan-23	16,860	1,282	932	19,074
Thu	05-Jan-23	16,688	1,264	886	18,838
Fri	06-Jan-23	18,913	1,254	951	21,118
Sat	07-Jan-23	12,977	869	506	14,352
Sun	08-Jan-23	11,954	862	397	13,213
Mon	09-Jan-23	18,964	1,427	1,004	21,395
Tue	10-Jan-23	18,450	1,345	1,084	20,879
Wed	11-Jan-23	17,614	1,391	1,054	20,059
Thu	12-Jan-23	17,571	1,413	1,026	20,010
Fri	13-Jan-23	19,321	1,391	1,144	21,856
Sat	14-Jan-23	13,221	1,020	505	14,746
Sun	15-Jan-23	11,183	834	397	12,414
Mon	16-Jan-23	17,407	1,369	1,047	19,823
Tue	17-Jan-23	17,515	1,454	1,095	20,064
Wed	18-Jan-23	17,582	1,395	962	19,939
Thu	19-Jan-23	18,468	1,392	1,105	20,965
Fri	20-Jan-23	20,623	1,589	1,081	23,293
Sat	21-Jan-23	11,706	854	564	13,124
Sun	22-Jan-23	12,205	926	422	13,553
Mon	23-Jan-23	18,839	1,406	1,003	21,248
Tue	24-Jan-23	18,441	1,408	1,129	20,978
Wed	25-Jan-23	19,042	1,443	1,069	21,554
Thu	26-Jan-23	18,952	1,410	1,119	21,481
Fri	27-Jan-23	21,214	1,538	1,218	23,970
Sat	28-Jan-23	13,637	998	586	15,221
Sun	29-Jan-23	12,009	1,003	501	13,513
Mon	30-Jan-23	18,611	1,451	1,096	21,158
Tue	31-Jan-23	18,510	1,459	1,140	21,109
Total		505,188	38,183	26,189	569,560



Red Line : Passenger Report February 2023



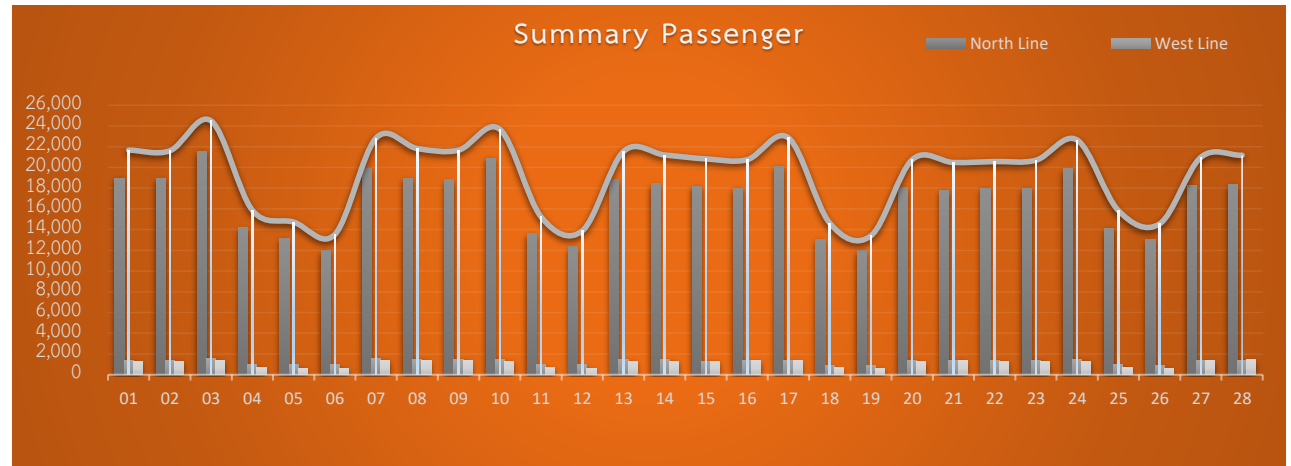
Date		Summary Passenger			
		North Line	West Line	GATE EMV KTB	Total
Wed	01-Feb-23	18,558	1,463	1,134	21,155
Thu	02-Feb-23	18,272	1,427	1,152	20,851
Fri	03-Feb-23	22,336	1,545	1,264	25,145
Sat	04-Feb-23	16,571	1,121	713	18,405
Sun	05-Feb-23	15,706	1,088	687	17,481
Mon	06-Feb-23	20,792	1,570	1,193	23,555
Tue	07-Feb-23	20,829	1,507	1,281	23,617
Wed	08-Feb-23	21,028	1,525	1,229	23,782
Thu	09-Feb-23	21,347	1,476	1,280	24,103
Fri	10-Feb-23	25,682	1,770	1,411	28,863
Sat	11-Feb-23	19,248	1,295	812	21,355
Sun	12-Feb-23	12,852	939	608	14,399
Mon	13-Feb-23	19,018	1,494	1,202	21,714
Tue	14-Feb-23	19,781	1,529	1,248	22,558
Wed	15-Feb-23	18,376	1,384	1,261	21,021
Thu	16-Feb-23	19,015	1,440	1,269	21,724
Fri	17-Feb-23	21,060	1,540	1,253	23,853
Sat	18-Feb-23	13,291	976	637	14,904
Sun	19-Feb-23	12,136	911	587	13,634
Mon	20-Feb-23	19,226	1,393	1,266	21,885
Tue	21-Feb-23	18,780	1,527	1,284	21,591
Wed	22-Feb-23	18,533	1,455	1,239	21,227
Thu	23-Feb-23	18,995	1,442	1,256	21,693
Fri	24-Feb-23	20,734	1,538	1,302	23,574
Sat	25-Feb-23	13,424	942	675	15,041
Sun	26-Feb-23	11,914	867	538	13,319
Mon	27-Feb-23	18,803	1,454	1,222	21,479
Tue	28-Feb-23	18,813	1,486	1,343	21,642
Total		515,120	38,104	30,346	583,570



Red Line : Passenger Report March 2023



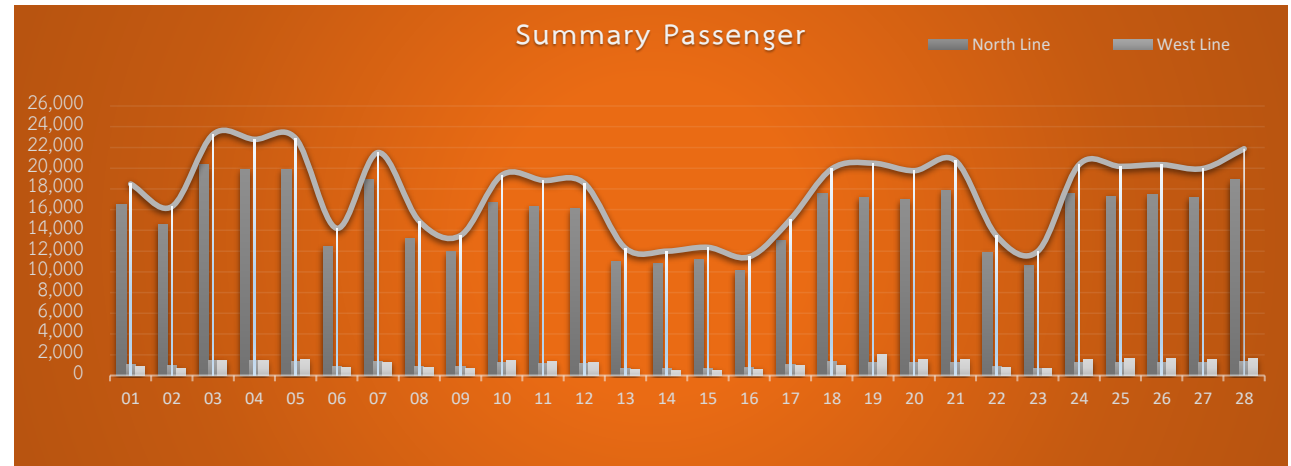
Date		Summary Passenger			
		North Line	West Line	GATE EMV KTB	Total
Wed	01-Mar-23	18,952	1,421	1,300	21,673
Thu	02-Mar-23	18,920	1,381	1,307	21,608
Fri	03-Mar-23	21,547	1,550	1,392	24,489
Sat	04-Mar-23	14,189	981	698	15,868
Sun	05-Mar-23	13,161	969	599	14,729
Mon	06-Mar-23	11,980	948	603	13,531
Tue	07-Mar-23	19,863	1,603	1,371	22,837
Wed	08-Mar-23	18,978	1,471	1,372	21,821
Thu	09-Mar-23	18,814	1,470	1,381	21,665
Fri	10-Mar-23	20,879	1,478	1,324	23,681
Sat	11-Mar-23	13,597	959	677	15,233
Sun	12-Mar-23	12,329	960	596	13,885
Mon	13-Mar-23	18,816	1,453	1,269	21,538
Tue	14-Mar-23	18,424	1,452	1,320	21,196
Wed	15-Mar-23	18,187	1,323	1,314	20,824
Thu	16-Mar-23	18,007	1,405	1,335	20,747
Fri	17-Mar-23	20,085	1,422	1,343	22,850
Sat	18-Mar-23	13,050	909	669	14,628
Sun	19-Mar-23	11,955	892	564	13,411
Mon	20-Mar-23	18,103	1,395	1,252	20,750
Tue	21-Mar-23	17,768	1,342	1,365	20,475
Wed	22-Mar-23	17,948	1,340	1,281	20,569
Thu	23-Mar-23	17,988	1,406	1,300	20,694
Fri	24-Mar-23	19,873	1,474	1,296	22,643
Sat	25-Mar-23	14,146	983	709	15,838
Sun	26-Mar-23	13,082	857	619	14,558
Mon	27-Mar-23	18,283	1,347	1,347	20,977
Tue	28-Mar-23	18,315	1,409	1,450	21,174
Wed	29-Mar-23	18,359	1,362	1,398	21,119
Thu	30-Mar-23	19,287	1,394	1,443	22,124
Fri	31-Mar-23	22,288	1,472	1,539	25,299
Total		537,173	39,828	35,433	612,434



Red Line : Passenger Report April 2023



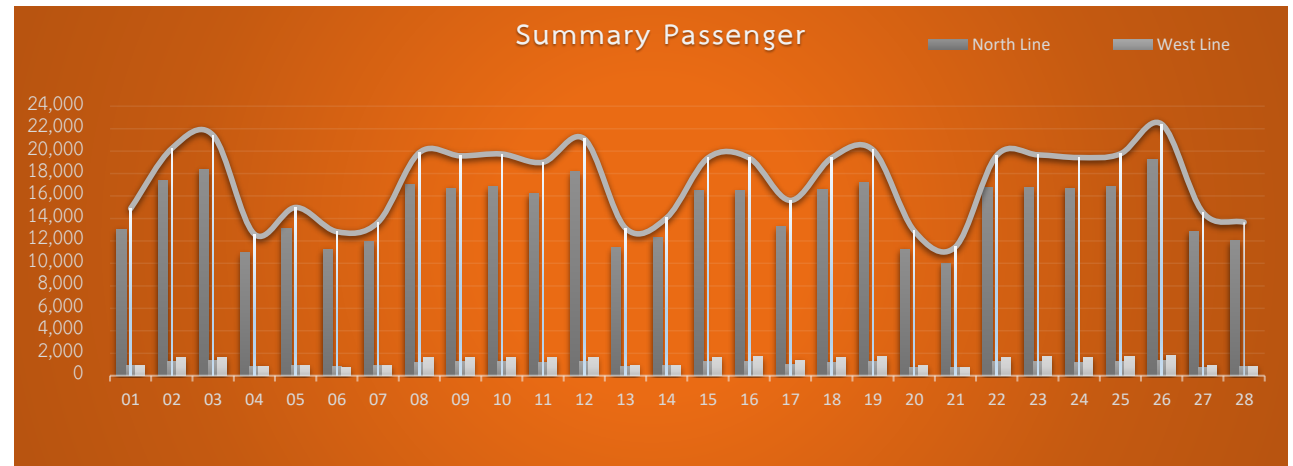
Date		Summary Passenger			
		North Line	West Line	GATE EMV KTB	Total
Sat	01-Apr-23	16,522	1,090	868	18,480
Sun	02-Apr-23	14,613	961	719	16,293
Mon	03-Apr-23	20,330	1,484	1,451	23,265
Tue	04-Apr-23	19,903	1,439	1,440	22,782
Wed	05-Apr-23	19,903	1,395	1,590	22,888
Thu	06-Apr-23	12,492	884	821	14,197
Fri	07-Apr-23	18,874	1,346	1,292	21,512
Sat	08-Apr-23	13,202	875	805	14,882
Sun	09-Apr-23	11,942	870	691	13,503
Mon	10-Apr-23	16,661	1,263	1,406	19,330
Tue	11-Apr-23	16,304	1,192	1,329	18,825
Wed	12-Apr-23	16,082	1,200	1,266	18,548
Thu	13-Apr-23	10,966	723	587	12,276
Fri	14-Apr-23	10,844	695	453	11,992
Sat	15-Apr-23	11,175	665	521	12,361
Sun	16-Apr-23	10,092	729	626	11,447
Mon	17-Apr-23	13,057	1,021	988	15,066
Tue	18-Apr-23	17,586	1,358	988	19,932
Wed	19-Apr-23	17,177	1,283	2,023	20,483
Thu	20-Apr-23	16,977	1,271	1,508	19,756
Fri	21-Apr-23	17,862	1,304	1,555	20,721
Sat	22-Apr-23	11,866	828	765	13,459
Sun	23-Apr-23	10,626	714	662	12,002
Mon	24-Apr-23	17,552	1,274	1,523	20,349
Tue	25-Apr-23	17,288	1,268	1,617	20,173
Wed	26-Apr-23	17,436	1,289	1,616	20,341
Thu	27-Apr-23	17,187	1,234	1,546	19,967
Fri	28-Apr-23	18,886	1,327	1,664	21,877
Sat	29-Apr-23	13,395	1,000	862	15,257
Sun	30-Apr-23	11,676	819	693	13,188
Total		458,476	32,801	33,875	525,152



Red Line : Passenger Report May 2023



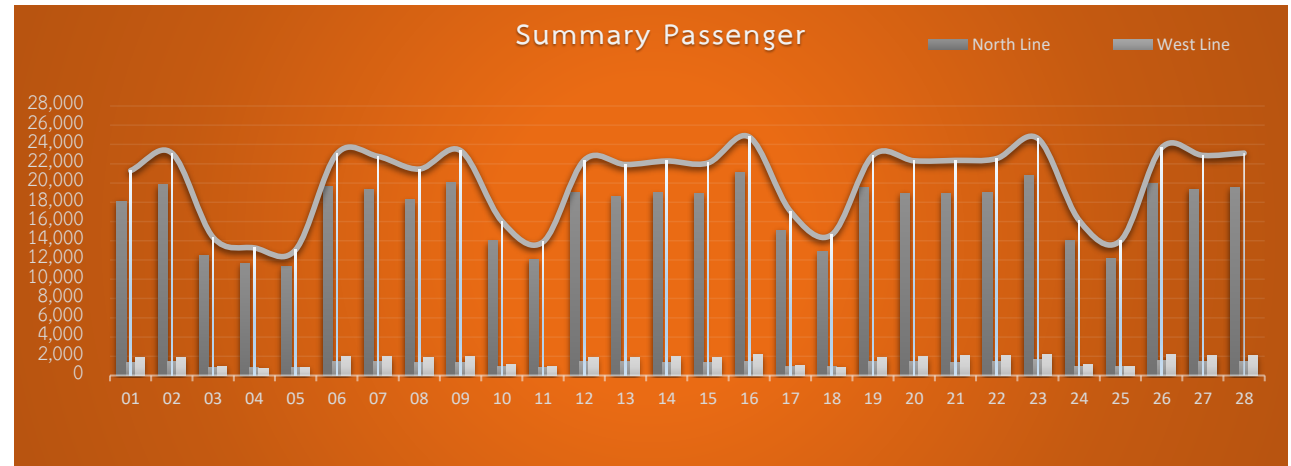
Date		Summary Passenger			
		North Line	West Line	GATE EMV KTB	Total
Mon	01-May-23	13,060	953	870	14,883
Tue	02-May-23	17,346	1,305	1,590	20,241
Wed	03-May-23	18,399	1,355	1,655	21,409
Thu	04-May-23	10,957	806	847	12,610
Fri	05-May-23	13,149	926	907	14,982
Sat	06-May-23	11,268	819	738	12,825
Sun	07-May-23	11,919	876	870	13,665
Mon	08-May-23	17,051	1,203	1,611	19,865
Tue	09-May-23	16,691	1,230	1,654	19,575
Wed	10-May-23	16,831	1,278	1,630	19,739
Thu	11-May-23	16,211	1,204	1,595	19,010
Fri	12-May-23	18,142	1,303	1,643	21,088
Sat	13-May-23	11,384	814	943	13,141
Sun	14-May-23	12,266	899	904	14,069
Mon	15-May-23	16,507	1,227	1,665	19,399
Tue	16-May-23	16,453	1,251	1,686	19,390
Wed	17-May-23	13,274	980	1,354	15,608
Thu	18-May-23	16,600	1,175	1,629	19,404
Fri	19-May-23	17,190	1,242	1,672	20,104
Sat	20-May-23	11,247	767	884	12,898
Sun	21-May-23	10,034	749	690	11,473
Mon	22-May-23	16,744	1,246	1,621	19,611
Tue	23-May-23	16,720	1,228	1,718	19,666
Wed	24-May-23	16,654	1,137	1,635	19,426
Thu	25-May-23	16,825	1,227	1,704	19,756
Fri	26-May-23	19,259	1,331	1,818	22,408
Sat	27-May-23	12,837	765	945	14,547
Sun	28-May-23	12,005	835	828	13,668
Mon	29-May-23	18,266	1,298	1,744	21,308
Tue	30-May-23	18,011	1,360	1,897	21,268
Wed	31-May-23	18,133	1,269	1,785	21,187
Total		471,433	34,058	42,732	548,223



Red Line : Passenger Report June 2023



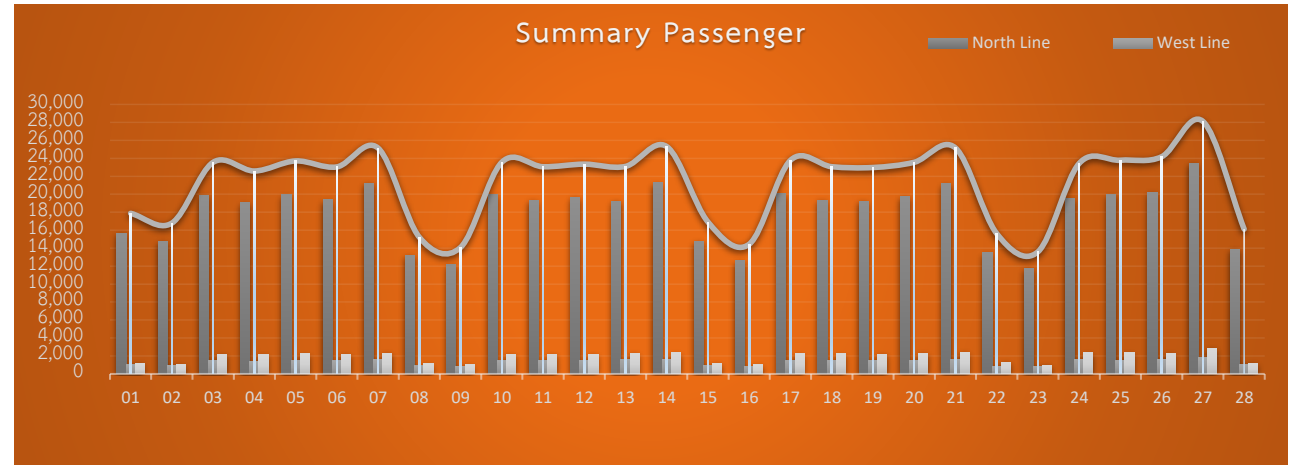
Date		Summary Passenger			
		North Line	West Line	GATE EMV KTB	Total
Thu	01-Jun-23	18,090	1,325	1,869	21,284
Fri	02-Jun-23	19,806	1,435	1,871	23,112
Sat	03-Jun-23	12,503	885	963	14,351
Sun	04-Jun-23	11,686	795	776	13,257
Mon	05-Jun-23	11,363	841	858	13,062
Tue	06-Jun-23	19,595	1,444	1,991	23,030
Wed	07-Jun-23	19,372	1,436	1,955	22,763
Thu	08-Jun-23	18,249	1,313	1,884	21,446
Fri	09-Jun-23	20,018	1,382	1,966	23,366
Sat	10-Jun-23	13,977	933	1,123	16,033
Sun	11-Jun-23	12,103	877	893	13,873
Mon	12-Jun-23	19,033	1,468	1,876	22,377
Tue	13-Jun-23	18,635	1,413	1,872	21,920
Wed	14-Jun-23	18,973	1,387	1,927	22,287
Thu	15-Jun-23	18,894	1,362	1,827	22,083
Fri	16-Jun-23	21,143	1,472	2,167	24,782
Sat	17-Jun-23	15,084	888	1,075	17,047
Sun	18-Jun-23	12,841	903	877	14,621
Mon	19-Jun-23	19,507	1,462	1,902	22,871
Tue	20-Jun-23	18,927	1,437	1,941	22,305
Wed	21-Jun-23	18,962	1,351	2,038	22,351
Thu	22-Jun-23	19,004	1,504	2,034	22,542
Fri	23-Jun-23	20,751	1,650	2,219	24,620
Sat	24-Jun-23	14,009	989	1,122	16,120
Sun	25-Jun-23	12,178	933	888	13,999
Mon	26-Jun-23	19,995	1,523	2,143	23,661
Tue	27-Jun-23	19,351	1,467	2,050	22,868
Wed	28-Jun-23	19,560	1,449	2,096	23,105
Thu	29-Jun-23	19,695	1,429	2,181	23,305
Fri	30-Jun-23	22,270	1,569	2,249	26,088
Total		525,574	38,322	50,633	614,529



Red Line : Passenger Report July 2023



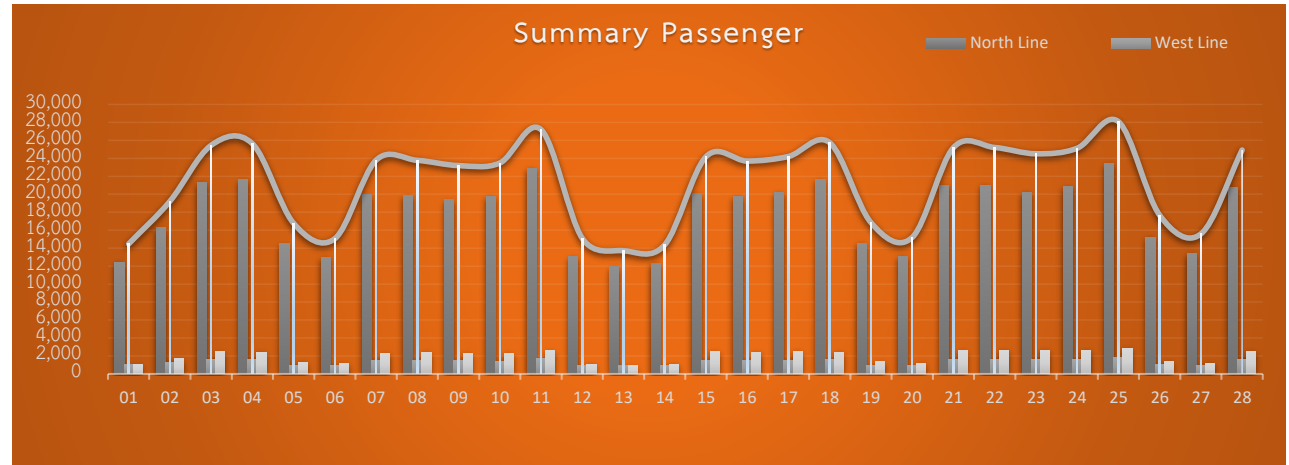
Date	Summary Passenger				
	North Line	West Line	GATE EMV KTB	Total	
Sat	01-Jul-23	15,632	1,038	1,207	17,877
Sun	02-Jul-23	14,731	987	1,072	16,790
Mon	03-Jul-23	19,870	1,503	2,186	23,559
Tue	04-Jul-23	19,063	1,402	2,123	22,588
Wed	05-Jul-23	19,936	1,505	2,269	23,710
Thu	06-Jul-23	19,396	1,476	2,171	23,043
Fri	07-Jul-23	21,237	1,594	2,311	25,142
Sat	08-Jul-23	13,203	892	1,124	15,219
Sun	09-Jul-23	12,179	885	1,019	14,083
Mon	10-Jul-23	19,920	1,474	2,171	23,565
Tue	11-Jul-23	19,355	1,500	2,208	23,063
Wed	12-Jul-23	19,642	1,525	2,187	23,354
Thu	13-Jul-23	19,237	1,567	2,297	23,101
Fri	14-Jul-23	21,290	1,663	2,355	25,308
Sat	15-Jul-23	14,737	973	1,199	16,909
Sun	16-Jul-23	12,585	837	1,023	14,445
Mon	17-Jul-23	20,041	1,506	2,231	23,778
Tue	18-Jul-23	19,342	1,486	2,237	23,065
Wed	19-Jul-23	19,242	1,524	2,212	22,978
Thu	20-Jul-23	19,731	1,512	2,316	23,559
Fri	21-Jul-23	21,157	1,563	2,436	25,156
Sat	22-Jul-23	13,483	849	1,297	15,629
Sun	23-Jul-23	11,764	849	979	13,592
Mon	24-Jul-23	19,524	1,572	2,333	23,429
Tue	25-Jul-23	19,922	1,501	2,365	23,788
Wed	26-Jul-23	20,244	1,644	2,288	24,176
Thu	27-Jul-23	23,446	1,849	2,821	28,116
Fri	28-Jul-23	13,862	1,057	1,202	16,121
Sat	29-Jul-23	13,567	866	1,038	15,471
Sun	30-Jul-23	11,461	841	877	13,179
Mon	31-Jul-23	14,092	1,006	1,406	16,504
Total		542,891	40,446	56,960	640,297



Red Line : Passenger Report August 2023



Date	Summary Passenger				
	North Line	West Line	GATE EMV KTB	Total	
Tue	01-Aug-23	12,437	1,014	1,023	14,474
Wed	02-Aug-23	16,258	1,279	1,678	19,215
Thu	03-Aug-23	21,352	1,600	2,494	25,446
Fri	04-Aug-23	21,596	1,620	2,421	25,637
Sat	05-Aug-23	14,506	966	1,299	16,771
Sun	06-Aug-23	12,943	994	1,124	15,061
Mon	07-Aug-23	19,932	1,534	2,323	23,789
Tue	08-Aug-23	19,853	1,525	2,394	23,772
Wed	09-Aug-23	19,422	1,453	2,319	23,194
Thu	10-Aug-23	19,755	1,433	2,290	23,478
Fri	11-Aug-23	22,917	1,694	2,585	27,196
Sat	12-Aug-23	13,079	913	1,102	15,094
Sun	13-Aug-23	11,917	889	915	13,721
Mon	14-Aug-23	12,331	961	1,086	14,378
Tue	15-Aug-23	20,105	1,536	2,537	24,178
Wed	16-Aug-23	19,758	1,513	2,424	23,695
Thu	17-Aug-23	20,187	1,518	2,502	24,207
Fri	18-Aug-23	21,683	1,642	2,416	25,741
Sat	19-Aug-23	14,536	972	1,339	16,847
Sun	20-Aug-23	13,125	928	1,143	15,196
Mon	21-Aug-23	20,975	1,662	2,556	25,193
Tue	22-Aug-23	20,988	1,607	2,610	25,205
Wed	23-Aug-23	20,241	1,645	2,618	24,504
Thu	24-Aug-23	20,870	1,622	2,632	25,124
Fri	25-Aug-23	23,386	1,836	2,864	28,086
Sat	26-Aug-23	15,201	1,070	1,397	17,668
Sun	27-Aug-23	13,419	973	1,191	15,583
Mon	28-Aug-23	20,801	1,623	2,504	24,928
Tue	29-Aug-23	20,382	1,597	2,498	24,477
Wed	30-Aug-23	20,253	1,587	2,539	24,379
Thu	31-Aug-23	21,173	1,629	2,601	25,403
Total	565,381	42,835	63,424	671,640	



Red Line : Passenger Report September 2023



Date		Summary Passenger			
		North Line	West Line	GATE EMV KTB	Total
Fri	01-Sep-23	23,186	1,815	2,839	27,840
Sat	02-Sep-23	14,517	1,036	1,428	16,981
Sun	03-Sep-23	13,152	959	1,300	15,411
Mon	04-Sep-23	21,092	1,632	2,496	25,220
Tue	05-Sep-23	20,482	1,592	2,503	24,577
Wed	06-Sep-23	20,225	1,558	2,598	24,381
Thu	07-Sep-23	20,355	1,604	2,527	24,486
Fri	08-Sep-23	23,076	1,766	2,739	27,581
Sat	09-Sep-23	14,992	1,044	1,451	17,487
Sun	10-Sep-23	12,981	931	1,229	15,141
Mon	11-Sep-23	20,709	1,634	2,580	24,923
Tue	12-Sep-23	20,168	1,670	2,572	24,410
Wed	13-Sep-23	20,254	1,622	2,604	24,480
Thu	14-Sep-23	20,692	1,590	2,626	24,908
Fri	15-Sep-23	22,944	1,855	2,799	27,598
Sat	16-Sep-23	14,238	1,037	1,406	16,681
Sun	17-Sep-23	12,835	1,013	1,113	14,961
Mon	18-Sep-23	20,219	1,588	2,544	24,351
Tue	19-Sep-23	19,569	1,601	2,549	23,719
Wed	20-Sep-23	19,779	1,560	2,646	23,985
Thu	21-Sep-23	20,238	1,575	2,633	24,446
Fri	22-Sep-23	21,743	1,641	2,783	26,167
Sat	23-Sep-23	13,686	1,008	1,483	16,177
Sun	24-Sep-23	12,247	854	1,226	14,327
Mon	25-Sep-23	20,273	1,633	2,582	24,488
Tue	26-Sep-23	19,354	1,564	2,571	23,489
Wed	27-Sep-23	19,131	1,536	2,649	23,316
Thu	28-Sep-23	19,245	1,529	2,570	23,344
Fri	29-Sep-23	21,709	1,689	2,728	26,126
Sat	30-Sep-23	14,262	1,074	1,517	16,853
Total		557,353	43,210	67,291	667,854

